



Dig and plant  
safely this summer





PG&E's most important responsibility is the safety of our customers and the communities we serve. Whether you are planting a tree, working in your garden or installing a fence, you may be working around underground electric lines and gas pipelines. **Learn important safety tips** about keeping your family, your neighbors and the community safe.



# Know what's below


**811** is a **FREE**, one-call service that notifies local utility companies to locate and mark their underground facilities so you can dig safely. Calling **811** or visiting **california811.org** can prevent potential hazards like digging into underground electric lines and natural gas pipelines.

## Understand utility markings

Look for these markings to know what utilities are underground.


|                      |                           |
|----------------------|---------------------------|
| PROPOSED EXCAVATION  | TEMPORARY SURVEY MARKING  |
| ELECTRIC POWER LINES | GAS, OIL, STEAM, CHEMICAL |
| CABLE, COMMUNICATION | SEWER, STORM DRAIN        |
| RECLAIMED WATER      | POTABLE WATER             |

## Plan a safe project

 **Call 811 or visit [california811.org](http://california811.org)** at least two working days before you dig and plant. California law requires contractors and construction professionals to use this FREE one-call service.

 **Mark your project area in white.**


 Leave all colored flags, stakes or paint that mark underground lines in place until you finish digging. These markers, placed by utility companies, are **valid for 28 days**.


 Use hand tools when working **within 24 inches** of the outside edge of any underground lines.




## Spot a natural gas leak

Natural gas pipeline leaks can occur due to careless or unsafe excavation and may lead to evacuations, natural gas service outages, fire, property damage or serious injury.

 **Smell:** Smelling a "rotten egg" odor may be an indication of a gas leak due to the odorant we add for your safety.\*

 **Sound:** Listen for hissing, whistling or roaring sounds coming from underground or gas appliances.

 **Sight:** Look for dirt spraying into the air, bubbling in a pond or creek and dead/dying vegetation in an otherwise moist area.

### Respond to a gas leak

**If you damage an underground facility or suspect a gas leak:**

1. Leave the area immediately and move to an upwind location. Alert others of possible danger.
2. Call **911** to notify emergency personnel and call PG&E at **1-800-743-5000**.

\*Some people may not be able to smell the odor due to a diminished sense of smell, olfactory fatigue (normal, temporary inability to distinguish an odor after prolonged exposure), or because it is masked or hidden by other odors that are present. Also, certain conditions in the pipe and soil can cause odor fade—the loss of odorant so that it is not detectable by smell.

## Safety is our highest priority

We monitor our gas pipeline system 24 hours a day, 7 days a week. We also conduct regular ground inspections, aerial patrols and surveys to check for possible leaks and other damage. Visit [pge.com/gassafety](https://www.pge.com/gassafety) for more information about our gas pipelines.

For assistance in English, please call **1-888-743-7431**

Para ayuda en español, por favor llame al  
**1-800-660-6789**

要用粵語/國語請求協助，請致電 **1-800-893-9555**

Kung kailangang makipag-usap sa nakakasalita ng  
Tagalog, tumawag sa **1-888-743-7431**

Để được giúp đỡ bằng tiếng Việt, xin gọi **1-800-298-8438**

"PG&E" refers to Pacific Gas and Electric Company, a subsidiary of PG&E Corporation.

©2019 Pacific Gas and Electric Company. All rights reserved.

♻️ Printed on recycled paper. 🖨️ Printed with soy ink.

7.19 CCR-0719-1167

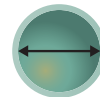
## Learn more about our natural gas pipelines

Underground pipelines are the safest way to transport natural gas. Our larger **transmission pipelines** carry gas from one part of the state to another. Visit [pge.com/pipelinelocations](https://www.pge.com/pipelinelocations) to see where transmission pipelines run near your home, place of work or any other areas of interest. The National Pipeline Mapping System, [npms.phmsa.dot.gov](https://www.npms.phmsa.dot.gov), shows all transmission pipelines in the United States.

### TRANSMISSION



Carries gas  
across the state



Steel pipeline size:  
2 to 42 inches

**Higher pressure:** Greater than 60 pounds per square inch

Our **distribution lines** are smaller and deliver natural gas to homes and businesses for heating and cooking.

### DISTRIBUTION



Delivers gas  
to your home



Plastic or steel pipeline size:  
0.25 to 24 inches

**Lower pressure:** Less than 60 pounds per square inch