



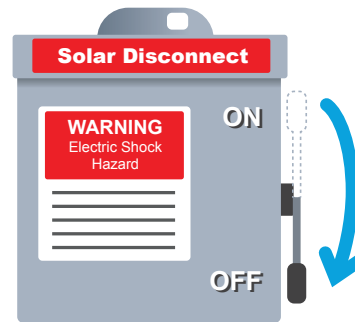
# Backup Power Transfer Meter

Safely connect a portable generator to your SmartMeter.

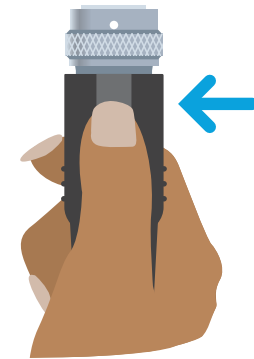
**1** First, turn off **ALL** breaker switches in your house fuse box.



**2** If you have solar panels, be sure to turn those off.



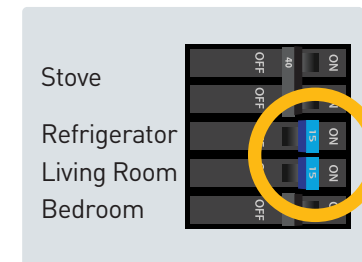
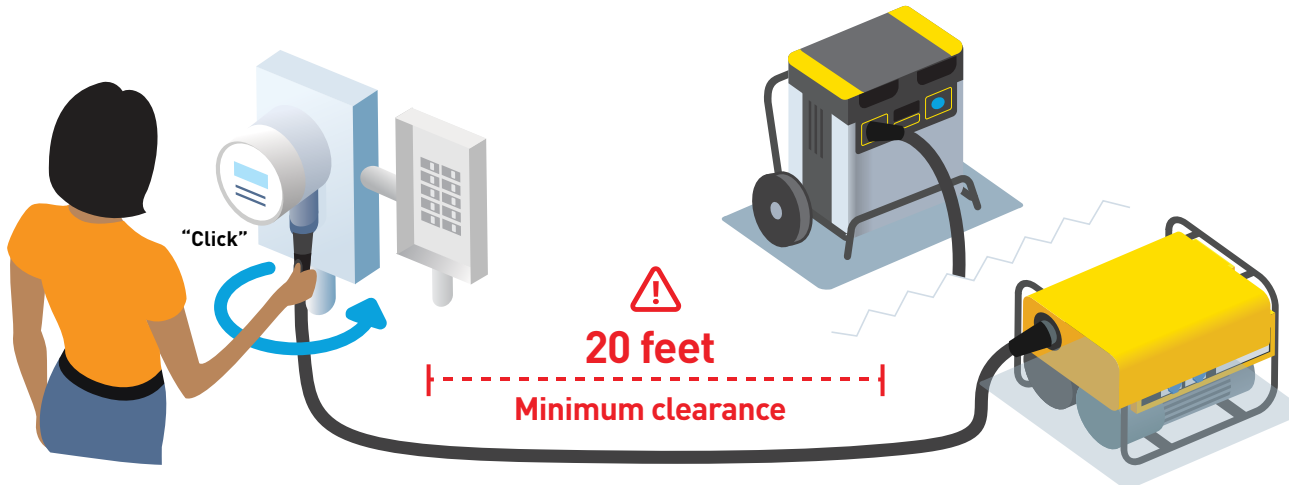
**3** Find SmartMeter connector and align thumb with guide.



**4** Plug the cord into the bottom of the SmartMeter, twist and click.

**5** Plug cord into gas or battery generator—20' minimum distance

**6** Start up generator and turn on limited essential switches.



Contact PG&E at 1-877-660-6789  
or visit [pge.com/transfermeter](http://pge.com/transfermeter)