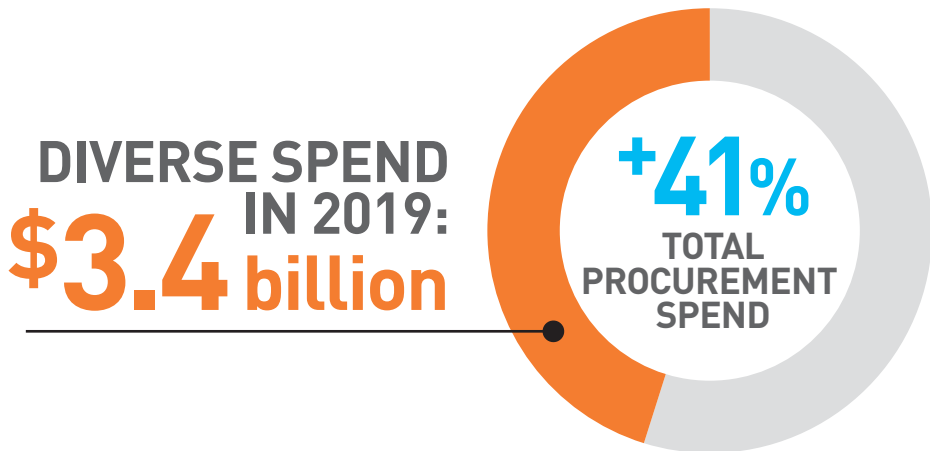
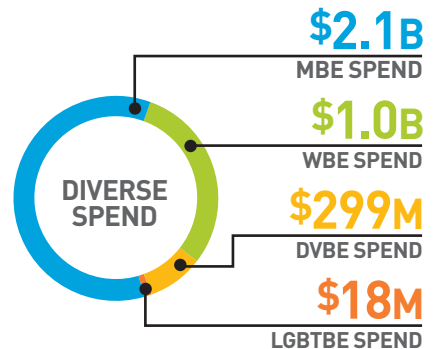
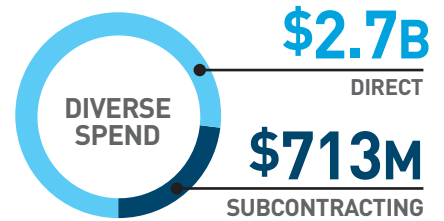


# All.In. 2019 Supply Chain Responsibility Metrics



CHAMPIONING SUPPLIER DIVERSITY FOR **39 YEARS**



**"A"**

AVERAGE DIVERSE SUPPLIER ISNETWORLD SAFETY GRADE

**707** ACTIVE DIVERSE SUPPLIERS



**44%** OF TOP 25 SUPPLIERS ARE DIVERSE

**70+**

TECHNICAL ASSISTANCE AND OUTREACH EVENTS

**74%**

RESPONSE RATE ON SUSTAINABILITY ASSESSMENT



REPRESENTS **196** SUPPLIERS

**#1**

BENCHMARKED SUPPLY CHAIN ENVIRONMENTAL LEADER AMONG UTILITIES\*

\*As benchmarked against the Electric Utility Industry Sustainable Supply Chain Alliance's maturity model.

**62%**

OF TOP SUPPLIERS MEET ENVIRONMENTAL EXPECTATIONS



MEASURE. REDUCE. REPORT.



Local economic vitality.  
A responsible and ethical supply chain.