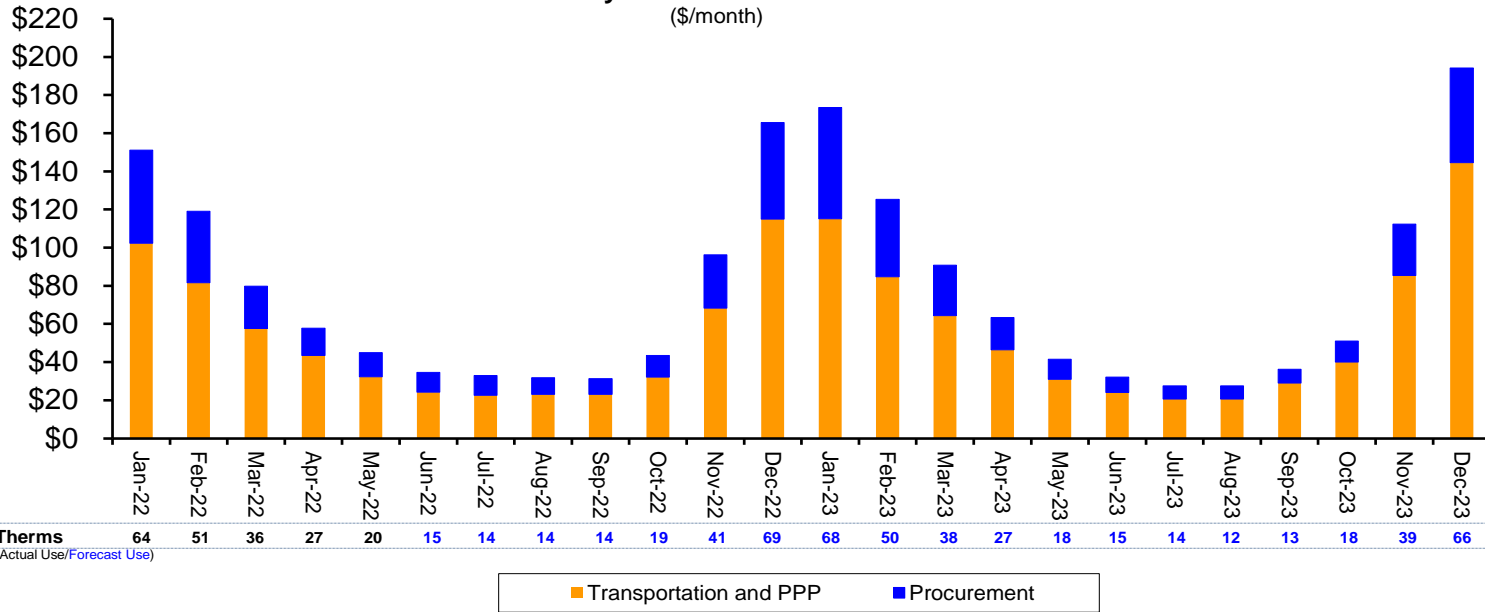


Pacific Gas and Electric Company Average Residential Gas Bills January 2022 - December 2023* (\$/month)



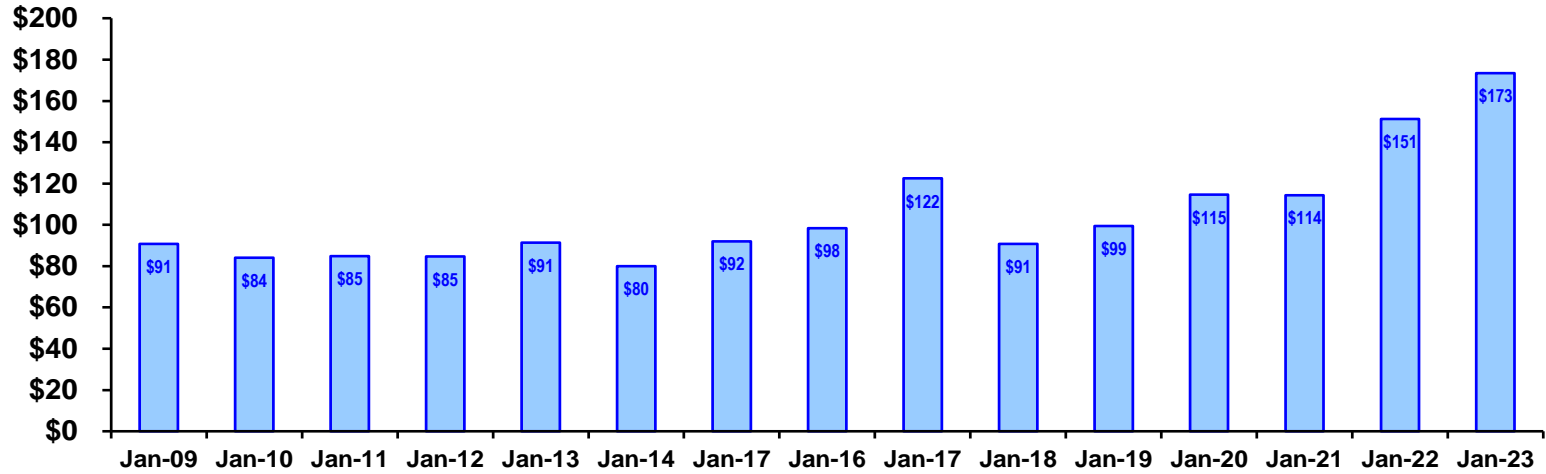
Therms (Actual Use/Forecast Use)

■ Transportation and PPP
 ■ Procurement

*Rate forecast is based on Management's estimates regarding gas rate components, including adjusted forward prices for gas commodity as of June 30, 2022. The rate forecast and estimates on which it is based are subject to change. Rate represents class average volumetric equivalent of charges. Gas Public Purpose Program (PPP) mandated gas social programs. Bills based on Rate Schedule G-1 average use.

**See Residential Forecast 2021_2022_2023 tab for important details on footnotes.

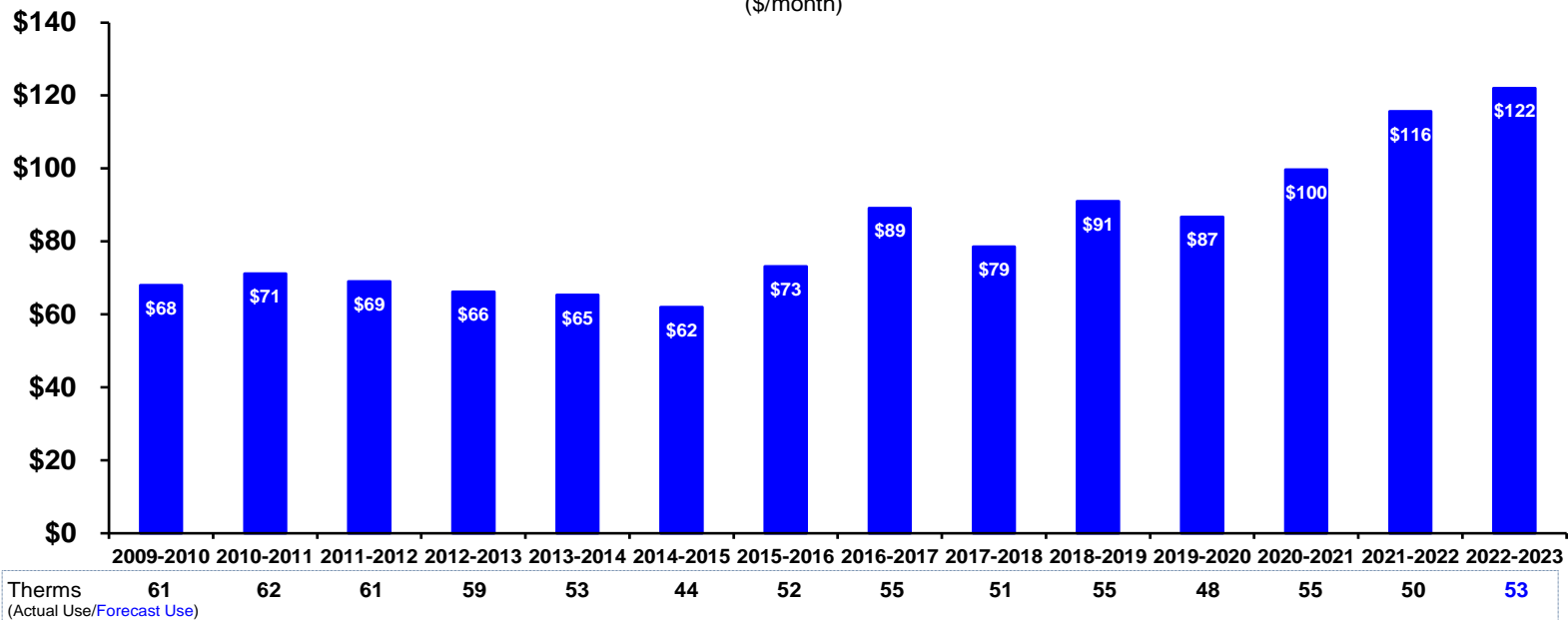
**Pacific Gas and Electric Company
Residential Average January Gas Bills
2009 - 2023***
(\$/month)



Therms	74	73	74	74	85	64	62	67	76	58	62	59	63	64	68
(Actual Use/Forecast Use)															

*Rate forecast is based on Management's estimates regarding gas rate components, including adjusted forward prices for gas commodity as of June 30, 2022. The rate forecast and estimates on which it is based are subject to change. Rate represents class average volumetric equivalent of charges. Gas Public Purpose Programs (PPP) mandated gas social programs. Bills based on Rate Schedule G-1 average use. See Residential Forecast 2020_2021_2022 tab for important details on footnotes.

**Pacific Gas and Electric Company
Residential Average Winter Gas Bills
[2009 - 2023* Nov-Mar]
(\$/month)**



*Rate forecast is based on Management's estimates regarding gas rate components, including adjusted forward prices for gas commodity as of June 30, 2022. The rate forecast and estimates on which it is based are subject to change. Rate represents class average volumetric equivalent of charges. Gas Public Purpose Programs (PPP) mandated gas social programs. Bills based on Rate Schedule G-1 average use. See Residential Forecast 2020_2021_2022 tab for important details on footnotes.