

Monthly NEM Energy Statement

Service For

Clearly indicates where your charges were incurred. Some customers receive PG&E service at multiple locations, such as a home and rental property.

1

Questions About Your Bill?

If you have any questions, feel free to contact us using the information found here.

4

2

Your Account Summary

A snapshot of your bill in large, easy-to-read type. Although a more detailed breakdown of your charges is available on the following pages, the account summary provides an overview of charges incurred, payments received, and your total amount due. Since you're a NEM customer, you only pay current gas charges (if you have a gas account) and current electric monthly charges. This is the minimum amount due that you must pay by the due date. It will not include actual charges for electricity until your True-Up month.

3


At-A-Glance Account Data

Your account number and due date are at the top of every page. It's good to have this information handy if you need to call us about your energy use.

5

Your Net Energy Metering Account Summary

This section provides an overview of your year-to-date NEM charges and when those charges are due (mm/yyyy). Please, pay attention to the YTD charges in order to keep track of how much you may have to pay at the time of your annual True-Up period.



ENERGY STATEMENT

www.pge.com/MyEnergy


Account No: 1023456789-0
Statement Date: mm/dd/yyyy
Due Date: mm/dd/yyyy

Service For:
JOHN DOE
1234 MAIN STREET
ANYTOWN, CA 00000

Your Account Summary

Amount Due on Previous Statement	\$43.54
Payment(s) Received Since Last Statement	-43.54
<hr/>	
Previous Unpaid Balance	\$0.00
Current Electric Monthly Charges	\$10.96
Current Gas Charges	37.00

Total Amount Due by mm/dd/yyyy **\$47.96**

 Savings alert placeholder

Your Net Energy Metering (NEM) Account Summary

Year-to-date (YTD) NEM charges are based on your YTD usage. Your NEM balance will be reconciled on your annual True-Up statement (mm/yyyy) and other charges and taxes may apply. No credits will be carried over to your next True-Up period. Please see the "Summary of Your NEM YTD Charges" for more details.

Total NEM Charges Before Taxes	-\$54.44
Total Electric Minimum Delivery Charges	21.39
YTD Estimated NEM Charges At True-Up	\$0.00

Questions about your bill?
Solar Hotline: 1-877-743-4112 M-F 8-5
General: 1-800-743-5000
24 hours per day, 7 days per week
www.pge.com/MyEnergy

Local Office Address
705 P Street
Fresno, CA 93760


Your Enrolled Programs
Net Energy Metering (NEM)

Important Messages
For details of charges, taxes and surcharges, daily usage details from your SmartMeter, and additional payment options, you may access your account online at www.pge.com/MyEnergy. The California Alternate Rates for Energy (CARE) Program provides a monthly discount on energy bills for income-qualified household. Applying is free, easy and confidential. To see if you qualify, please visit www.pge.com/care or call 1-866-743-2273.

Neighborhood payment centers
Did you know it's FREE to pay your PG&E bill at any of our 600 authorized neighborhood payment centers? Payments made by 5 p.m. will post to your PG&E account the same day. Locations and times of operation may be more convenient for your schedule. Call 1-888-743-0011 to find a location near you.

Please return this portion with your payment. No staples or paper clips. Do not fold. Thank you.



9 9 9 0 1 2 3 4 5 6 7 8 9 0 1 0 0 0 0 5 5 5 5 0 0 0 0 0 0 5 5 5 5



Account Number: 1023456789-0	Due Date: mm/dd/yyyy	Total Amount Due: \$47.96	Amount Enclosed: \$ <input type="text"/>
--	--------------------------------	-------------------------------------	---

JOHN DOE
1234 MAIN STREET
ANYTOWN, CA 0000

PG&E
BOX 997300
SACRAMENTO, CA 95899-7300

Summary of NEM Charges

The chart below shows how much net energy you generated or consumed each month and the associated charge or credit. The chart provides a summary of the total NEM charges from the start of your annual True-up period and a monthly snapshot of your net energy use including time periods if you are on a Time-of-Use rate schedule.

6



ENERGY STATEMENT

www.pge.com/MyEnergy

Account No: 1023456789-0
Statement Date: mm/dd/yyyy
Due Date: mm/dd/yyyy

Summary of Your NEM Year-to-Date (YTD) Charges

Service For: 1234 Main Street
Service Agreement ID: 9087654321
Rate Schedule: E1 TB Residential Service

Summary of NEM Charges

Bill Period End Date	Net Usage (kWh)	NEM Charges Before Taxes	Estimated Taxes	Total NEM Charges
07/16/2016	-174	-\$21.90	-\$0.50	-\$22.40
08/04/2016	-248	-32.54	0.07	-32.61
TOTAL	-422	-\$54.44	-\$0.57	-\$55.01

Differences in net usage may occur due to rounding

7

Electric Minimum Charges

All PG&E customers pay the Minimum Delivery Charges monthly to stay connected to the grid. This Minimum Delivery Charge is used to pay for the transportation of the electricity over PG&E's grid. The Energy Charge is used to pay for the generation of electricity that PG&E provides, and will not affect your monthly bill but may increase the amount owed at True-up.

Electric Minimum Charges

Bill Period End Date	Minimum Delivery Charges	Energy Charges*
07/16/2016	\$10.81	-\$15.66
08/04/2016	10.58	-22.32
TOTAL	\$21.39	-\$37.98

Explanation of Calculations

Your YTD Total NEM Charges represent the balance of your net usage since the start of your True-Up period. Charges are calculated each month but are not billed until the end of the True-Up period.

Your Summary of NEM Charges will be reset to zero at True-Up.

The Minimum Delivery Charge is assessed monthly and credited at true-up if the total NEM Charges Before Taxes are greater than your cumulative Minimum Delivery Charges.

*Energy Charges are basic commodity costs related to energy usage. These charges will **only** be billed at True-up if they are a positive amount and when the total NEM Charges Before Taxes are less than your total Minimum Delivery Charges.

You may be eligible for Net Surplus Compensation (NSC) at True-Up if your **Net Usage (kWh)** is negative. Your NSC is calculated at True-Up based on that month's market prices. If this were your True-Up statement, your estimated NSC would be -\$12.66 (-422 kWh @ \$0.03000/kWh).

This is your YTD balance. Your total NEM balance will be reconciled on your True-Up statement (mm/yyyy).

Total NEM Charges Before Taxes	-\$54.44
Total Electric Minimum Delivery Charges	21.39
YTD Estimated NEM Charges At True-Up	\$0.00

8

Explanation of Calculations

This section explains how your year to date (YTD) and month over month NEM charges are calculated. If you are eligible for Net Surplus Compensation those calculations will be applied at your annual True-Up.

Please contact the Solar Customer Service Center at 1-877-743-4112 for questions about your NEM charges



Visit www.pge.com/nembilling for a detailed explanation of NEM billing

Page 3 of 6
Recycled Paper
30% Post-Consumer Waste



ENERGY STATEMENT

www.pge.com/MyEnergy

Account No: 1023456789-0
Statement Date: mm/dd/yyyy
Due Date: mm/dd/yyyy

Summary of Your NEM Year-to-Date (YTD) Charges (continued)

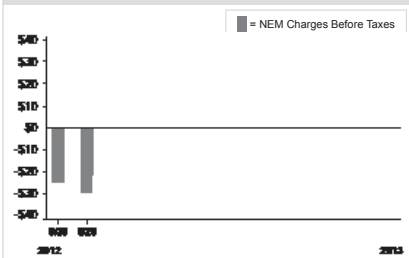
Service For: 1234 Main Street
Service Agreement ID: 9087654321
Rate Schedule: E1 TB Residential Service



NEM Charts

These charges or credits provide a visual representation of both the monthly NEM charges and cumulative balance of those charges or credits month over month. This visual provides a way to monitor and better gauge what charges or credits will likely be at True-Up.

NEM Charges Before Taxes



Monthly NEM Charges

Monthly NEM Charges represent the cost of the electricity you use each month. You don't pay your monthly NEM balance each month. Instead, your Monthly NEM Charges are added up to calculate your Cumulative NEM balance, which you pay at True-Up.

Cumulative NEM Balance by Month



Cumulative NEM Balance

Cumulative NEM balance is a running total of your electricity costs and can increase or decrease depending on each month's use and generation. You only pay your Cumulative NEM balance at True-Up.



ENERGY STATEMENT

www.pge.com/MyEnergy

Account No: 1023456789-0
Statement Date: mm/dd/yyyy
Due Date: mm/dd/yyyy



Details of Electric Monthly Charges

Details of Electric Monthly Charges

mm/dd/yyyy - mm/dd/yyyy (32 billing days)

Service For: 1234 Main Street
Service Agreement ID: 9087654321
Rate Schedule: E1 TB Residential Service
Enrolled Programs: Net Energy Metering (NEM)

mm/dd/yyyy - mm/dd/yyyy

Minimum Delivery Charge ¹	## days @ \$0.296576/day	10.58
{Jurisdiction} Utility Users' Tax (X.XX%)		x.xx

Electric Monthly Charges \$10.96

¹The Minimum Delivery Charge is set by the CPUC. Your electric Minimum Delivery Charge for this period is \$10.58. This amount can include applicable discounts and may be deducted at True-Up if your total NEM Charges Before Taxes is greater than your total Minimum Delivery Charges.

Service Information

Meter # 1098765432
Consumption 1475.146800 kWh
Net Generation -1723.146800 kWh
Net Usage -248.000000 kWh T
Baseline Territory Electric
Heat Source F
Serial 5M
Rotating Outage Block

Additional Messages



Details of NEM Energy Charges

11

This portion of your statement shows the amount of electricity used for the current billing period and the associated charges or credits.


Monthly NEM Charges

This is the total NEM charge or credit for this billing period. This charge or credit is shown for informational purposes only and is reconciled at your annual True-Up.

Net Electric Usage Chart

12

This graph provides a visual of your average daily net energy usage during the current billing period.



ENERGY STATEMENT

www.pge.com/MyEnergy

Account No: 1023456789-0
Statement Date: mm/dd/yyyy
Due Date: mm/dd/yyyy

Details of NEM Charges

mm/dd/yyyy - mm/dd/yyyy (32 billing days)

Service For: 1234 Main Street
Service Agreement ID: 9087654321
Rate Schedule: E1 TB Residential Service
Enrolled Programs: Net Energy Metering (NEM)

mm/dd/yyyy - mm/dd/yyyy

Tier 1 Allowance	-209.00	kWh	(19 days x 11.0 kWh/day)	
Tier 1 Net Usage	-209.000000	kWh	@ \$0.12485	-\$xx.xx
Tier 2 Net Usage	-39.000000	kWh	@ \$0.13907	- x.xx

Energy Commission Tax	x.xx
[Jurisdiction] Utility Users' Tax (7.500%)	x.xx

Monthly NEM Charges -\$32.61

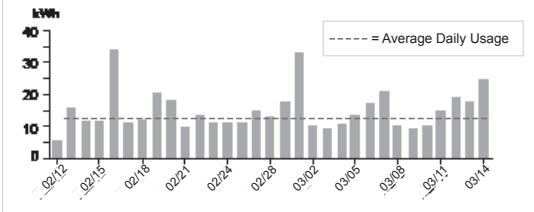
Your NEM balance will be reconciled on your True-Up statement (mm/yyyy).

Net Average Daily Usage (kWh/day)		
Last Year	Last Period	Current Period
106.90	105.60	104.30


Service Information

Meter #	1098765432
Consumption	1475.146800 kWh
Net Generation	-1723.146800 kWh
Net Usage	-248.000000 kWh T
Baseline Territory	Electric
Heat Source	F
Serial	5M
Rotating Outage Block	

Net Electric Usage This Period: -174.000000 kWh, 31 billing days



Visit www.pge.com/nembilling for a detailed explanation of NEM billing



Page 6 of 6
Recycled Paper
30% Post-Consumer Waste