


Why you should CARE about your energy statement.

Avoid being removed from CARE see why your baseline allowance matters below

Review your monthly energy statement to see how much money you save by being enrolled in the CARE Program.



ENERGY STATEMENT
www.pge.com/MyEnergy


Account No: 1023456789-0
Statement Date: 04/04/2017
Due Date: 04/25/2017

Service For:
Sally Johnson
1234 Main Street
Anytown, CA 00000

Your Account Summary

Amount Due on Previous Statement	\$85.67
Payment(s) Received Since Last Statement	-85.67
<hr/>	
Previous Unpaid Balance	\$0.00
Current Electric Charges	\$107.64

Total Amount Due by 04/25/2017 \$107.64

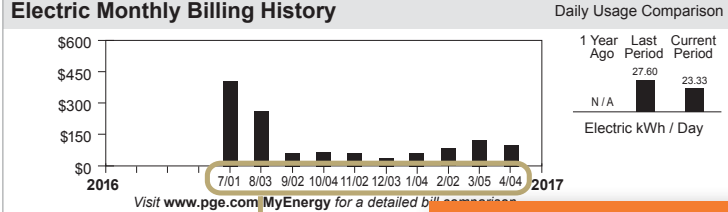
 Current charges include a discount of \$63.64 for CARE.

Questions about your bill?
24 hours per day, 7 days per week
Phone: 1-800-743-5000
www.pge.com/MyEnergy

Local Office Address
1234 Office St
City, CA 00000

Enrolled Programs
CARE Discount

Electric Monthly Billing History



1 Year Ago	Last Period	Current Period
N/A	27.60	23.33

Electric kWh / Day

Total amount due after CARE savings

Total CARE savings

Check the programs that you are enrolled in

Monthly energy charges over the past year

Original amount due: \$171.28
CARE savings: - \$63.64

Total amount due: \$107.64

Why your baseline allowance matters.

To stay enrolled in the CARE Program, your energy usage must **remain at or below 400 percent of your baseline allowance**. That is why it is important to know how to calculate your baseline allowance and manage your energy usage. If your energy usage is too high, the California Public Utilities Commission (CPUC) requires that you verify your eligibility. If your energy usage remains high, your household may be removed from the CARE Program.



ENERGY STATEMENT

www.pge.com/MyEnergy

Account No: 1023456789-0
 Statement Date: 04/04/2017
Due Date: 04/25/2017

Details of Electric Charge

03/05/2017 - 04/03/2017

Service For: 1234 Main Street
 Service Agreement ID: 9087654321
 Rate Schedule: E1 TH Residential Service
 Enrolled Programs: CARE Discount (Renew by 06/25/2018)

Do not forget to renew before this date to continue receiving your CARE discount.

Service Information

Meter # 1098765432
Total Usage 703.000000 kWh
 Baseline Territory T
 Heat Source Electric
 Serial R
 Rotating Outage Block 50

A

Your CARE usage is charged at these rates (\$/kWh). Differences may occur due to rounding.

03/05/2017 - 04/03/2017

Your Tier Usage

1	2
---	---

Tier 1 Allowance	303.00 kWh	(30 days x 10.1 kWh/day)	
Tier 1 Usage	303.000000 kWh	@ \$0.19979	\$60.54
Tier 2 Usage	400.000000 kWh	@ \$0.27612	110.45
CARE Discount			-63.64
Energy Commission Tax			0.29

B

03/05/2017 - 04/03/2017

Tier 1 0.12643
 Tier 2 0.17261
 High Usage 0.23970

Total Electric Charges \$107.64

How to calculate your baseline allowance:

A TOTAL USAGE	B TIER 1 ALLOWANCE	BASELINE ALLOWANCE
1,490 kWh	316 kWh	= 471%

471% is more than the allowed 400%.

BELOW 400%	CPUC requires no further action.
400% TO 600%	CPUC requires you to complete the post-enrollment verification process.
ABOVE 600%	CPUC requires that you be removed from the CARE Program.


Example of baseline allowance calculation.

Tips to help you save energy and money.

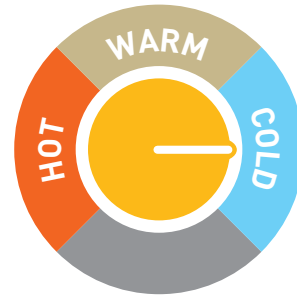


Everyday Tips

Set your thermostat to 78 °F or higher in the summer and 68 °F or lower in the winter.



Wash full loads of laundry with cold water. You will save about 90% of the energy your washing machine would use to heat water.



Set your refrigerator from 38 °F to 40 °F and your freezer from 0 °F to 5 °F.

REFRIGERATOR



FREEZER



Turn off and unplug computers, TVs, phone chargers, entertainment consoles, coffee makers and other devices, and save up to \$100 per year.





Everyday Tips

Turn off lights when you are not using rooms. During the day, rely only on natural light.




Take shorter showers to reduce water heating costs. Turn off the water when it is not needed like when you are brushing your teeth, shaving or doing dishes.



Make sure the lint trap in the clothes dryer is clean before you press start. Add a tennis ball or clean, dry towel to improve air circulation and reduce drying time.



Use your clothes dryer for consecutive loads. Built-up heat requires less energy.



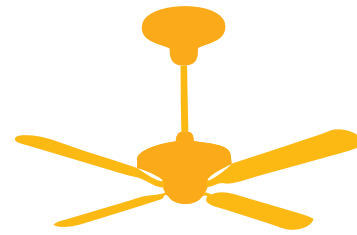


Warm Weather Tips

Enjoy an afternoon out at the pool, park or local library. You can also visit our community cooling centers.



Use room fans to keep you cool. Remember to turn them off before you leave.



Cold Weather Tips

Close curtains, shades and blinds at night and when you are away during the day to prevent warm air from escaping.



Caulk gaps and cracks around drafty door frames and windows to prevent cold air from entering.

