








Monthly Appliance Energy Costs

Time-of-Use (Peak Pricing 4-9pm Every Day) (E-TOU-C) Rate Plan

			Usage*	Time-of-Use**	
				Off-Peak	Peak
	Heating and Cooling	Ceiling Fan	6 hrs/day	\$4.58	\$5.44
		Air Purifier	12 hrs/day	\$12.22	\$14.50
		Central A/C	2 hrs/day	\$61.08	\$72.50
		Room A/C	4 hrs/day	\$40.72	\$48.33
		Space Heater	3 hrs/day	\$45.98	\$54.58
	Outdoors	Hot Tub	12 hrs/week	\$31.41	\$37.29
		Pool Pump	24 hrs/day	\$34.61	\$41.08
		Electric Vehicle	30 miles/day	\$116.42	\$138.18
	Lighting	Floodlight	15 hrs/day	\$45.81	\$54.38
		LED lightbulbs (10 qty)	4 hrs/day	\$4.07	\$4.83
		CFL lightbulbs (10 qty)	4 hrs/day	\$8.14	\$9.67
	Kitchen	Coffee Maker	1 hr/day	\$10.18	\$12.08
		Stovetop and Oven (Electric)	5 hrs/week	\$21.81	\$25.89
		Microwave	2 hrs/week	\$3.18	\$3.78
		Kettle (Electric)	1 hr/day	\$12.22	\$14.50
	Cleaning Appliances	Dryer (Electric)	4 times/week	\$21.45	\$25.46
		Dishwasher	2 hrs/day	\$16.74	\$19.87
		Vacuum	1 hr/week	\$0.43	\$0.51
		Washing Machine	4 times/week	\$4.83	\$5.73
	Computing	Laptop	9 hrs/day	\$2.71	\$3.21
		Tablet	3 hrs/day	\$0.27	\$0.32
		Desktop	9 hrs/day	\$4.49	\$5.33
	Entertainment	TV	4 hrs/day	\$6.52	\$7.73
		Video Game	4 hrs/day	\$1.30	\$1.55
		DVD Player	3 hrs/day	\$0.31	\$0.37

*The average monthly hours of use and corresponding appliance wattage used to calculate the energy costs above are sourced from esource.com, *The Powerful Pull of Plug Loads*, using PG&E rates as of May 1, 2020.








**The Time-of-Use rate represented is the Time-of-Use (Peak Pricing 4-9pm Every Day) (E-TOU-C) Rate Plan.



Learn more at [pge.com/rates](https://www.pge.com/rates).

Monthly Appliance Energy Costs

Tiered Rate Plan (E-1)

			Usage*	Tiered (E-1)		
				Tier 1	Tier 2	Tier 3
	Heating and Cooling	Ceiling Fan	6 hrs/day	\$3.18	\$4.00	\$7.00
		Air Purifier	12 hrs/day	\$8.47	\$10.66	\$18.67
		Central A/C	2 hrs/day	\$42.34	\$53.28	\$93.35
		Room A/C	4 hrs/day	\$28.23	\$35.52	\$62.23
		Space Heater	3 hrs/day	\$31.87	\$40.11	\$70.27
	Outdoors	Hot Tub	12 hrs/week	\$21.77	\$27.40	\$48.01
		Pool Pump	24 hrs/day	\$23.99	\$30.19	\$52.90
		Electric Vehicle	30 miles/day	\$80.70	\$101.55	\$177.92
	Lighting	Floodlight	15 hrs/day	\$31.75	\$39.96	\$70.01
		LED lightbulbs (10 qty)	4 hrs/day	\$2.82	\$3.55	\$6.22
		CFL lightbulbs (10 qty)	4 hrs/day	\$5.65	\$7.10	\$12.45
	Kitchen	Coffee Maker	1 hr/day	\$7.06	\$8.88	\$15.56
		Stovetop and Oven (Electric)	5 hrs/week	\$15.12	\$19.03	\$33.34
		Microwave	2 hrs/week	\$2.21	\$2.78	\$4.86
		Kettle (Electric)	1 hr/day	\$8.47	\$10.66	\$18.67
	Cleaning Appliances	Dryer (Electric)	4 times/week	\$14.87	\$18.71	\$32.78
		Dishwasher	2 hrs/day	\$11.60	\$14.60	\$25.59
		Vacuum	1 hr/week	\$0.30	\$0.38	\$0.66
		Washing Machine	4 times/week	\$3.34	\$4.21	\$7.37
	Computing	Laptop	9 hrs/day	\$1.88	\$2.36	\$4.13
		Tablet	3 hrs/day	\$0.19	\$0.23	\$0.41
		Desktop	9 hrs/day	\$3.11	\$3.92	\$6.86
	Entertainment	TV	4 hrs/day	\$4.52	\$5.68	\$9.96
		Video Game	4 hrs/day	\$0.90	\$1.14	\$1.99
		DVD Player	3 hrs/day	\$0.22	\$0.27	\$0.48

*The average monthly hours of use and corresponding appliance wattage used to calculate the energy costs above are sourced from esource.com, *The Powerful Pull of Plug Loads*, using PG&E rates as of May 1, 2020.



Learn more at [pge.com/rates](https://www.pge.com/rates).