

## No Load Line Segment De-Energization Process

### SUMMARY

Rarely used line segments considered to be idle line will be de-energized to reduce the risk of igniting a catastrophic wildfire. Distribution line segments have been identified for potential proactive de-energization, if they are located within the high fire threat district (HFTD), are greater than 100', and are lacking transformers or primary meters with active customers. These line segments will remain de-energized during periods defined by the Wildfire Risk Governance Committee.

Level of Use: Informational Use

### AFFECTED DOCUMENT

[TD-2700P-06, "Distribution Switching"](#)

### TARGET AUDIENCE

This document applies to Distribution Control Center (DCC) personnel, restoration personnel, and line crew personnel.

### WHAT YOU NEED TO KNOW

#### 1 Prior to De-Energization

1.1 Wildfire Risk Governance Committee identifies ties and radials to be de-energized.

#### 2 Radial/Tap Line De-Energization

2.1 PATROL and ENSURE maps are accurate and no customers are served for both the taps/radials identified

2.2 OPEN device de-energizing to end of line (EOL) and tag CAUT.

2.3 UPDATE DMS with field conditions.

2.4 PLACE NO OPER tag  in DMS on the device opened.

1. Required tag info:

- a. Date line segment was patrolled and by whom.
- b. Date line segment was de-energized and by whom.
- c. AFW number if applicable.
- d. Any other available pertinent information.

2.5 IF an AFW was submitted,

## No Load Line Segment De-Energization Process

THEN COMPLETE the ILIS event switching page.

2.6 IF no AFW was submitted,

THEN ENTER a routine log into ILIS.

1. Required routine log info:

- a. Circuit.
- b. Devices that have been operated.
- c. Date line segment was patrolled and by whom.
- d. Date line segment was de-energized and by whom.
- e. How the DO was notified to complete the task (e.g., email, phone call, provided list, etc.).

### 3 Mainline Back Tie De-Energization


3.1 PATROL and ENSURE maps are accurate, and no customers are served by the circuit segments identified by the Wildfire Risk Governance Committee.

3.2 Field/Crew DISCONNECT all idle transformers in identified line segments.

3.3 EXECUTE appropriate switching plan OPEN device(s) to de-energize

1. PLACE a CAUT tag in field on the device used to de-energize the line segment.

3.4 UPDATE DMS with field conditions.


3.5 PLACE NO OPER tag  in DMS on all open devices providing a potential source.

1. Required tag info:

- a. Date line segment was patrolled and by whom.
- b. Date line segment was de-energized and by whom.
- c. AFW number.
- d. Any other available pertinent information.


3.6 COMPLETE ILIS event switching page.

## No Load Line Segment De-Energization Process


- 4 Utilizing a De-Energized Mainline Back Tie for Planned and Unplanned Work on an Adjacent Circuit**
  - 4.1 CREATE an appropriate switching plan to energize the prescribed line segment
  - 4.2 PATROL 100% of the de-energized line segment to be energized must be completed prior to energizing regardless of conditions.
  - 4.3 EXECUTE appropriate switching plan to energize the prescribed line segment
  - 4.4 UPDATE DMS with field conditions.
    1. REMOVE NO OPER tags  from DMS.
  - 4.5 PROCEED with switching plan to energize adjacent circuit.
  - 4.6 DE-ENERGIZE no load line segment (use section 3 process) within 24 hours of adjacent circuit being able to be restored normal.
- 5 Public Safety Power Shutoff (PSPS)**
  - 5.1 No load line segments load side of a line segment that is being de-energized for a PSPS event:
    1. LEAVE the no load line segment isolated from all sources of power.
    2. PATROL all no load line segments in their entirety AFTER ALL customers have been restored.
      - a. IF NO repairs to the no load line segment are needed,  
THEN leave the no load line segments de-energized.
      - b. IF repairs are made to the no load line segments,  
THEN:
        - (1) ENERGIZE no load line segments to TEST repairs.
        - (2) DE-ENERGIZE no load line segments immediately after a good test.
    3. DO NOT leave no load line segments ENERGIZED after PSPS events UNLESS directed to do so by authorized personnel.

## No Load Line Segment De-Energization Process

### 6 Patrol Process Required for Tap Line Restoration

- 6.1 PATROL 100% of the de-energized line segment to be energized must be completed prior to energizing regardless of conditions (planned or unplanned).
- 6.2 REMOVE tag and CLOSE device required to energize prescribed line segment.
- 6.3 UPDATE DMS with field conditions.
  1. REMOVE NO OPER tag  from DMS.
- 6.4 IF an AFW was submitted,  
THEN COMPLETE the ILIS event switching page.
- 6.5 IF no AFW was submitted,  
THEN ENTER a routine log into ILIS.
  1. Required routine log info:
    - a. Circuit.
    - b. Date line segment was patrolled and by whom.
    - c. Date line segment was energized and by whom.
    - d. How the DO was notified to complete the task (e.g., email, phone call, provided list, etc.).

### 7 Patrol Process for Planned Mainline Back Tie Restoration

- 7.1 AFW required for main line no load energization.
- 7.2 CREATE an appropriate switching plan to energize the prescribed line segment.
- 7.3 PATROL 100% of the de-energized line segment to be energized must be completed prior to energizing regardless of conditions.
- 7.4 EXECUTE appropriate switching plan to energize the prescribed line segment.
- 7.5 UPDATE DMS with field conditions.
  1. REMOVE NO OPER tags  from DMS.
- 7.6 COMPLETE ILIS event switching page.

## No Load Line Segment De-Energization Process

### DOCUMENT APPROVER

██████████ Distribution Control Center Director, Electric Operations

### DOCUMENT CONTACT

██████████ Business Process Supervisor, Electric Operations

██████████ Distribution Operations Specialist, Expert

██████████ Distribution Operations Specialist, Expert

██████████ Training and Simulation Specialist, Expert

██████████ Training and Simulation Specialist, Senior

██████████ Training and Simulation Specialist, Expert

### INCLUSION PLAN

This information will be permanently housed in [TD-2700P-06, "Distribution Switching"](#). The information in this bulletin will be moved into the TD-2700P-06 procedure within 1 year of the publication date.