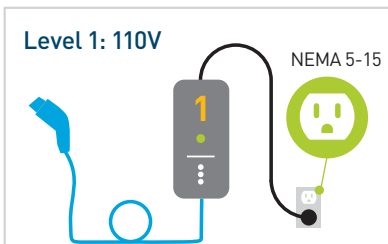




# Electric Vehicle Charger Installation Checklist

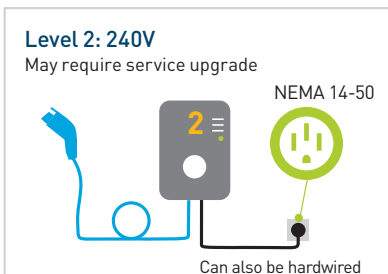
Whether you already drive an electric vehicle (EV) or are thinking of getting one, charging is critical. Use this charger installation checklist to get started.

## Select the type of charger you want:



### LEVEL 1

Charging stations usually require no upgrade to your service panel and are equivalent to plugging an EV into a standard household 110-volt wall outlet. Manufacturers typically include a Level 1 cord set with EV purchase.



### LEVEL 2

Charging stations are up to four times faster than Level 1 stations and charge your car between 13–25 miles per hour of charge. Chargers typically cost \$500 to \$700. You will need to have a 240-volt outlet professionally installed on a dedicated circuit.

Get more information and resources at [pge.com/evcharging](https://pge.com/evcharging)

## To get a Level 2 charger installed, follow the steps below.

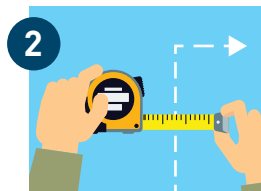


### 1 Get an electrical assessment of your home

☐ Consult a qualified electrician to assess whether your electrical panel has capacity for a Level 2 charger and if upgrades are needed.

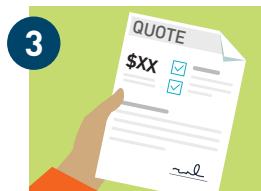
#### Discuss with your electrician:

- Upgrades to your electrical panel
- Permitting and inspections (if required)
- Type of charger you have or want
- Where you'll park your car
- Cost of installation
- Timeline for job completion




### 2 Decide where your charger will be set-up

☐ The farther your charging station is from your service panel, the more costly the installation.



### 3 Connect with EV charging station installers in your area

☐ Get an installation assessment and quotes from a qualified electrician at [pge.com/evinstallers](https://pge.com/evinstallers). On average, installation costs range from \$400 to \$1,200.



### 4 Choose the electric rate that best fits your needs

☐ Visit the EV Savings Calculator to get a comparison of PG&E rates at [ev.pge.com](https://ev.pge.com).



### 5 Contact PG&E to start a change of service application

☐ To get started go to [pge.com/changeservice](https://pge.com/changeservice).