



True-Up Energy Statement



ENERGY STATEMENT

www.pge.com/MyEnergy

Account No: 1023456789-0
Statement Date: 03/26/2021
Due Date: 04/16/2021

Service For:

JOHN DOE
1234 MAIN STREET
ANYTOWN, CA 00000

Questions about your bill?

Solar Hotline: 1-877-743-4112 M-F 8-5
General: 1-800-743-5000
Monday-Friday 7 a.m.-9 p.m.
Saturday 8 a.m.-6 p.m.
www.pge.com/MyEnergy

Ways To Pay

www.pge.com/waystopay

Your Enrolled Programs

Net Energy Metering (NEM2)

Your Account Summary ¹

Amount Due on Previous Statement	\$9.86
Payment(s) Received Since Last Statement	-9.86
Previous Unpaid Balance	\$0.00
Current Electric Monthly Charges	\$9.52
Total NEM Charges	170.10

Total Amount Due by 04/16/2021 \$179.62

2

Your Net Energy Metering (NEM) Summary: True-Up

This is your True-Up statement. Please see the "Summary of Your NEM True-Up Period Charges" for more details.	
Total NEM Charges Before Taxes	\$289.80
Total Electric Minimum Delivery Charges	-119.90
Taxes	0.20
Total NEM Charges Due	\$170.10

Your Account Summary

The account summary provides an overview of charges incurred, payments received, and your total amount due. It's important to note that at the annual anniversary of the start of participation in the NEM program (annual True-Up), customers are responsible for any reconciled NEM charges due.

Important Messages

Thank you for your timely payments You have an excellent payment record with us, and we thank you for your prompt payments.

Electric power line safety PG&E cares about your safety. Be aware of your surroundings and keep yourself, tools, equipment and antennas at least 10 feet away from overhead power lines. If you see an electric power line fall to the ground, keep yourself and others away. Call 9-1-1.

Continued on last page

Please return this portion with your payment. No staples or paper clips. Do not fold. Thank you.

12340678900123406789001234067890000



Account Number: 1023456789-0 Due Date: 04/16/2021 Total Amount Due: \$179.62

Amount Enclosed: \$

JOHN DOE
1234 MAIN STREET
ANYTOWN, CA 00000

PG&E
BOX 997300
SACRAMENTO, CA 95899-7300

Your Net Energy Metering (NEM) Account Summary: True-Up

This section provides notification that this is the annual True-Up statement in which all energy charges, credits and previously billed monthly electric minimum charges are reconciled. If you generated more energy than you used over the True-Up period, this section would also include your Net Surplus Compensation.



ENERGY STATEMENT

www.pge.com/MyEnergy

Account No: 1023456789-0

Statement Date: 03/26/2021

Due Date: 04/16/2021

Summary of Your NEM True-Up Period Charges **3**

Service For: 1234 Main Street

Service Agreement ID: 9087654321

Rate Schedule: Time-of-Use (Peak Pricing 4 - 9 p.m. Every Day)

Summary of NEM Charges

Bill Period End Date	Net Peak Usage (kWh)	Net Off Peak Usage (kWh)	Net Usage (kWh)	Estimated NEM Charges Before Taxes	Estimated NEM Charges After Taxes
04/26/2020	-15	-119	-133	-\$18.49	-\$18.53
05/26/2020	112	-42	70	24.68	24.70
06/24/2020	92	-58	33	21.13	21.14
07/23/2020	59	14	74	31.76	31.78
08/24/2020	73	158	231	74.73	74.80
09/23/2020	13	34	47	20.02	20.03
10/25/2020	131	228	359	96.99	97.10
11/23/2020	103	-99	3	9.00	9.00
12/23/2020	152	-75	77	25.37	25.39
01/25/2021	143	-23	121	34.64	34.68
02/24/2021	88	-134	-46	-1.11	-1.12
03/25/2021	48	-222	-174	-28.92	-28.97
TOTAL	999	-338	662	\$289.80	\$290.00

Estimated tax amount, if applicable, is displayed in the box below. Differences in net usage occur due to rounding.

4 Electric Charges

Bill Period End Date	Minimum Delivery Charges	Energy Charges *
04/26/2020	\$10.51	-\$13.50
05/26/2020	9.85	8.57
06/24/2020	9.52	9.82
07/23/2020	9.53	13.70
08/24/2020	10.51	34.41
09/23/2020	9.86	6.81
10/25/2020	10.51	40.28
11/23/2020	9.53	1.85
12/23/2020	9.86	10.30
01/25/2021	10.84	14.36
02/24/2021	9.86	-3.20
03/25/2021	9.52	-16.66
TOTAL	\$119.90	\$106.74

* Please go to pge.com/electricrates to find the generation component of your Energy Charges.

How Your True-Up is Calculated **5**

This is your True-Up statement. You are being billed for your total NEM Charges Before Taxes minus your total electric Minimum Delivery Charges in addition to any applicable charges and taxes.

Since this is your **True-Up statement**, all electric usage charges and credits are reset to zero starting with your next billing cycle.

The Minimum Delivery Charge is billed monthly and credited at True-Up if the total NEM Charges Before Taxes are greater than your cumulative Minimum Delivery Charges.

Energy Charges are basic commodity costs related to energy usage. These charges will only be billed at True-Up if they are a positive amount and when the total NEM Charges Before Taxes are less than the sum of your total Minimum Delivery Charges and Energy Charges.

Based on your **Net Usage (kWh)**, the True-Up calculations are:

Total NEM Charges Before Taxes	\$289.80
Total Electric Minimum Delivery Charges	-119.90
Taxes	0.20
Total NEM Charges Due	\$170.10

Summary of Your NEM True-Up Period Charges

The chart below shows how much net energy you generated or consumed each month and the associated charge or credit. The chart provides a summary of the total NEM charges from the start of your annual True-Up period and a monthly snapshot of your net energy use including time periods on your Time-of-Use rate schedule.

How Your True-Up Is Calculated

This section explains how your year-to-date (YTD) and month over month NEM charges are calculated. Since this is your True-Up statement you are responsible for any charges due. If you generated more energy than you used over the True-Up period, this section would also include your Net Surplus Compensation.

Electric Charges

Minimum Delivery Charges are a nominal amount that all PG&E customers pay monthly to stay connected to the grid regardless of whether they have solar or use any electricity. Energy Charges are reconciled on your True-Up statement.

Please contact the Solar Customer Service Center at 1-877-743-4112 for questions about your NEM charges.

Visit www.pge.com/nembilling for a detailed explanation of NEM billing

Page 3 of 7



ENERGY STATEMENT

www.pge.com/MyEnergy

Account No: 1023456789-0

Statement Date: 03/26/2021

Due Date: 04/16/2021

Summary of Your NEM True-Up Period Charges (continued)

Service For: 1234 Main Street

Service Agreement ID: 9087654321

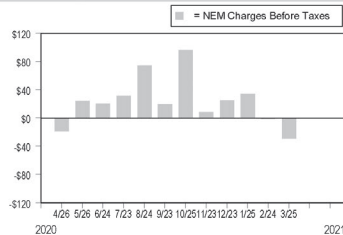
Rate Schedule: Time-of-Use (Peak Pricing 4 - 9 p.m. Every Day)

6

NEM Charts

These charges or credits provide a visual representation of both the monthly NEM charges and what the balance of those charges or credits culminate to month over month.

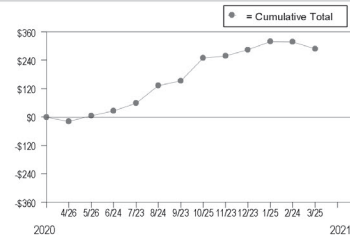
NEM Charges Before Taxes



Monthly NEM Charges

Monthly NEM Charges represent the cost of the electricity you use each month. You don't pay your monthly NEM balance each month. Instead, your Monthly NEM Charges are added up to calculate your Cumulative NEM balance, which you pay at True-Up.

Cumulative NEM Balance by Month



Cumulative NEM Balance

Cumulative NEM balance is a running total of your electricity costs and can increase or decrease depending on each month's use and generation. You only pay your Cumulative NEM balance at True-Up.



ENERGY STATEMENT

www.pge.com/MyEnergy

Account No: 1023456789-0

Statement Date: 03/26/2021

Due Date: 04/16/2021

7

Details of Electric Monthly Charges

This section covers information about how your Minimum Delivery Charge is calculated. This is the minimum charge you pay each month.

Details of Electric Monthly Charges

02/25/2021 - 03/25/2021 (29 billing days)

Service For: 1234 Main Street

Service Agreement ID: 9087654321

Rate Schedule: Time-of-Use (Peak Pricing 4 - 9 p.m. Every Day)

Enrolled Programs: Net Energy Metering (NEM2)

02/25/2021 - 02/28/2021

Minimum Delivery Charge ¹ 4 days @ \$0.32854 \$1.31

03/01/2021 - 03/25/2021

Minimum Delivery Charge ¹ 25 days @ \$0.32854 \$8.21

Electric Monthly Charges \$9.52

Service Information

Meter #	1098765432
Consumption	265.320000 kWh
Net Generation	-439.491000 kWh
Net Usage	-174.171000 kWh
Baseline Territory	T
Heat Source	B - Not Electric
Serial	C
Rotating Outage Block	50

8

NEM True-Up Charges

This section reconciles all charges for this True-Up period including Total NEM Charges, Electric Charges and taxes due. Total NEM charges listed are due by the Due Date listed at the top of the page.

NEM True-Up Charges

03/26/2020 - 03/25/2021

Total NEM Charges Before Taxes \$289.80

Total Electric Minimum Delivery Charges -119.90

Energy Commission Tax 0.20

Total NEM Charges \$170.10

¹ The Minimum Delivery Charge is set by the CPUC. Your electric Minimum Delivery Charge for this period is \$9.52. This amount can include applicable discounts and may be deducted at True-Up if your total NEM Charges Before Taxes are greater than your total Minimum Delivery Charges.

Details of NEM Charges

This portion of your statement shows the amount of electricity used for the current billing period and the associated charges or credits.

9

Details of NEM Charges

02/25/2021 - 03/25/2021 (29 billing days)

Service For: 1234 Main Street
Service Agreement ID: 9087654321
Rate Schedule: Time-of-Use (Peak Pricing 4 - 9 p.m. Every Day)
Enrolled Programs: Net Energy Metering (NEM2)

02/25/2021 – 02/28/2021

Baseline Allowance	-32.80	kWh	(4 days x 8.2 kWh/day)	
Net Usage				
Peak	8.430000	kWh	@ \$0.30919	\$2.61
Off Peak	-38.952000	kWh	@ \$0.29186	-11.37
Baseline Credit	-30.522000	kWh	@ -\$0.07315	2.23
NBC Net Usage Adjustment				0.65
State Mandated Non-Bypassable Charge ¹				0.69
Energy Commission Tax				-0.01

03/01/2021 – 03/25/2021

Baseline Allowance	-205.00	kWh	(25 days x 8.2 kWh/day)	
Net Usage				
Peak	39.819000	kWh	@ \$0.32104	\$12.78
Off Peak	-183.468000	kWh	@ \$0.30372	-55.72
Baseline Credit	-143.649000	kWh	@ -\$0.07584	10.89
NBC Net Usage Adjustment				3.23
State Mandated Non-Bypassable Charge ¹				5.09
Energy Commission Tax				-0.04

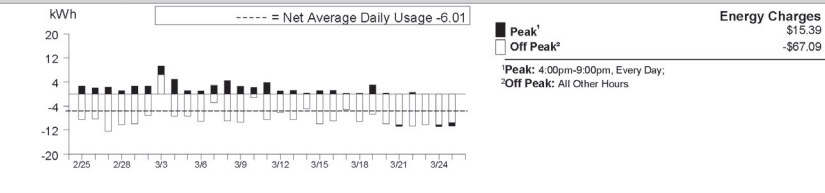
Monthly NEM Charges **-\$28.97**

¹ The State Mandated Non-Bypassable Charge (NBC) cannot be reduced by any net generation credits. If applicable, additional discounts are included in the NBC.

Average Daily Usage (kWh / day)

Last Year	Last Period	Current Period
-2.71	-1.54	-6.01

Net Electric Usage This Period: -174.171000 kWh, 29 billing days



Visit www.pge.com/nembilling for a detailed explanation of NEM billing

Page 6 of 7



ENERGY STATEMENT
www.pge.com/MyEnergy

Account No: 1023456789-0
Statement Date: 03/26/2021
Due Date: 04/16/2021

Service Information

Meter # 1098765432
Consumption 265.320000 kWh
Net Generation -439.491000 kWh
Net Usage -174.171000 kWh
Baseline Territory T
Heat Source B - Not Electric
Serial C
Rotating Outage Block 50

Additional Messages

The State Mandated Non-Bypassable Charge (NBC) is calculated based on your energy usage and is relevant to determine the True-Up amount. This charge includes the following fees: Public Purpose Programs, Nuclear Decommissioning, DWR Bond Charge and Competition Transition Charge. The NBC Net Usage Adjustment is to ensure that you don't pay for NBCs twice.