



# Monthly NEM Energy Statement



## Service For

Clearly indicates where your charges were incurred. Some customers receive PG&E service at multiple locations, such as a home and rental property.

## Your Account Summary

The account summary provides an overview of charges incurred, payments received, and your total amount due. Since you're a NEM customer, you only pay current gas charges (if you have a gas account) and current electric monthly charges. This is the minimum amount due that you must pay by the due date. It will not include actual charges for electricity until your True-Up month.



## ENERGY STATEMENT

[www.pge.com/MyEnergy](http://www.pge.com/MyEnergy)

Account No: 1023456789-0  
Statement Date: 01/13/2022  
Due Date: 02/03/2022

1

### Service For:

JOHN DOE  
1234 MAIN STREET  
ANYTOWN, CA 00000

2

### Your Account Summary

Amount Due on Previous Statement	\$93.94
Payment(s) Received Since Last Statement	0.00
Previous Unpaid Balance	\$93.94
Current Electric Monthly Charges	\$10.37
Current Gas Charges	133.50

**Total Amount Due by 02/03/2022 \$237.81**

### Your Net Energy Metering (NEM) Account Summary

Year-to-date (YTD) NEM charges are based on your YTD usage. Your NEM balance will be reconciled on your annual True-Up statement (10/2022). No credits will be carried over to your next True-Up period. Please see the "Summary of Your NEM YTD Charges" for more details.	
Total NEM Charges Before Taxes	\$273.55
Total Electric Minimum Delivery Charges	-25.28
Estimated Taxes	20.80
<b>YTD Estimated NEM Charges At True-Up</b>	<b>\$269.07</b>

3

### At-A-Glance Account Data

Your account number and due date are at the top of every page. It's good to have this information handy if you need to call us about your energy use.

4

### Questions about your bill?

Solar Hotline: 1-877-743-4112 M-F 7-6  
General: 1-800-743-5000  
Monday-Friday 7 a.m.-9 p.m.  
Saturday 8 a.m.-6 p.m.  
[www.pge.com/MyEnergy](http://www.pge.com/MyEnergy)

### Ways To Pay

[www.pge.com/waystopay](http://www.pge.com/waystopay)

### Your Enrolled Programs

Net Energy Metering (NEM2)

5

### Your Net Energy Metering Account Summary

This section is important to track how much you are estimated to pay at the end of your annual True-Up period. Please, pay attention to the YTD charges and when those charges are due (mm/yyyy).

### Important Messages

**Find Ways to Save.** The combination of colder weather, more time indoors and fewer daylight hours can increase your energy costs. For energy savings tips, visit [www.pge.com/saveenergymoney](http://www.pge.com/saveenergymoney).

### Questions About Your Bill?

If you have any questions, feel free to contact us using the information found here.

Please return this portion with your payment. No staples or paper clips. Do not fold. Thank you.

12340678900123406789001234067890000



Account Number: 1023456789-0  
Due Date: 02/03/2022

Total Amount Due: \$237.81

Amount Enclosed:  
\$

JOHN DOE  
1234 MAIN STREET  
ANYTOWN, CA 00000

PG&E  
BOX 997300  
SACRAMENTO, CA 95899-7300



## ENERGY STATEMENT

www.pge.com/MyEnergy

Account No: 1023456789-0

Statement Date: 01/13/2022

Due Date: 02/03/2022

6

### Summary of Your NEM Year-to-Date (YTD) Charges

Service For: 1234 Main Street

Service Agreement ID: 9087654321

Rate Schedule: ETOUD RB Time-of-Use (Peak Pricing 5-8 p.m. Weekdays)

#### Summary of NEM Charges

Bill Period End Date	Net Peak Usage (kWh)	Net Off Peak Usage (kWh)	Net Usage (kWh)	Estimated NEM Charges Before Taxes	Estimated NEM Charges After Taxes
11/12/2021	19	200	219	\$63.14	\$67.95
12/13/2021	33	334	367	105.95	114.01
01/11/2022	32	318	350	104.46	112.39
TOTAL	84	852	936	\$273.55	\$294.35

Estimated tax amount, if applicable, is displayed in the box below. Differences in net usage occur due to rounding.

7

### Electric Charges

Bill Period End Date	Minimum Delivery Charges	Energy Charges *
11/12/2021	\$5.32	\$26.52
12/13/2021	10.31	44.44
01/11/2022	9.65	42.40
TOTAL	\$25.28	\$113.36

\* Please go to [pge.com/electricrates](http://pge.com/electricrates) to find the generation component of your Energy Charges.

8

### How Your True-Up is Calculated

Your YTD Total NEM Charges represent the balance of your net usage since the start of your True-Up period. Charges are calculated each month but are not billed until the end of the True-Up period.

Your Summary of NEM Charges will be reset to zero at True-Up.

The Minimum Delivery Charge is billed monthly and credited at True-Up if the total NEM Charges Before Taxes or total State Mandated Non-Bypassable Charges are greater than your cumulative Minimum Delivery Charges. Refer to Detail of NEM Charges page for details about the State Mandated Non-Bypassable Charges.

Energy Charges are commodity costs related to energy usage and will be paid (if a positive amount) at True-Up when your NEM Charges Before Taxes are less than the sum of your total Minimum Delivery Charges and Energy Charges.

This is your YTD balance. Your total NEM balance will be reconciled on your True-Up statement (10/2022).

Total NEM Charges Before Taxes	\$273.55
Total Electric Minimum Delivery Charges	-25.28
Estimated Taxes	20.80
<b>YTD Estimated NEM Charges At True-Up</b>	<b>\$269.07</b>

### Summary of Your NEM Charges

The chart below shows how much net energy you generated or consumed each month and the associated charge or credit. The chart provides a summary of the total NEM charges from the start of your annual True-Up period and a monthly snapshot of your net energy use including time periods on your Time-of-Use rate schedule.

### Electric Charges

All PG&E customers pay the Minimum Delivery Charges monthly to stay connected to the grid. This Minimum Delivery Charge is used to pay for the transportation of the electricity over PG&E's grid. The Energy Charge is used to pay for the generation of electricity that PG&E provides, and will not affect your monthly bill but may increase the amount owed at True-Up.

### How Your True-Up Is Calculated

This section explains how your monthly Electric Charges and year-to-date [YTD] NEM charges are calculated and factor into your True-Up bill. If you are eligible for Net Surplus Compensation those calculations will be applied at your annual True-Up.

Please contact the Solar Customer Service Center at 1-877-743-4112 for questions about your NEM charges.

Visit [www.pge.com/nembilling](http://www.pge.com/nembilling) for a detailed explanation of NEM billing

Page 3 of 8



## ENERGY STATEMENT

[www.pge.com/MyEnergy](http://www.pge.com/MyEnergy)

Account No: 1023456789-0  
Statement Date: 01/13/2022  
Due Date: 02/03/2022

### Summary of Your NEM Year-to-Date (YTD) Charges (continued)

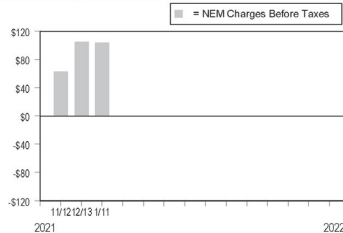
Service For: 1234 Main Street  
Service Agreement ID: 9087654321  
Rate Schedule: ETOUD RB Time-of-Use (Peak Pricing 5-8 p.m. Weekdays)

9

### NEM Charts

These charges or credits provide a visual representation of both the monthly NEM charges and cumulative balance of those charges or credits month over month. This visual provides a way to monitor and better gauge what charges or credits will likely be at True-Up.

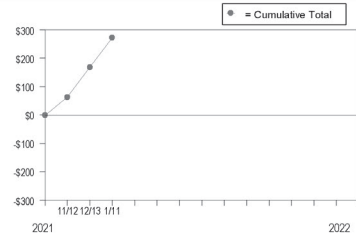
#### NEM Charges Before Taxes



##### Monthly NEM Charges

Monthly NEM Charges represent the cost of the electricity you use each month. You don't pay your monthly NEM balance each month. Instead, your Monthly NEM Charges are added up to calculate your Cumulative NEM balance, which you pay at True-Up.

#### Cumulative NEM Balance by Month



##### Cumulative NEM Balance

Cumulative NEM balance is a running total of your electricity costs and can increase or decrease depending on each month's use and generation. You only pay your Cumulative NEM balance at True-Up.



## ENERGY STATEMENT

[www.pge.com/MyEnergy](http://www.pge.com/MyEnergy)

Account No: 1023456789-0  
Statement Date: 01/13/2022  
Due Date: 02/03/2022

10

### Details of Electric Monthly Charges

This section covers information about how your monthly electric delivery charges are calculated. This is the minimum charge you pay each month.

#### Details of Electric Monthly Charges

12/14/2021 - 01/11/2022 (29 billing days)

Service For: 1234 Main Street  
Service Agreement ID: 9087654321  
Rate Schedule: ETOUD RB Time-of-Use (Peak Pricing 5-8 p.m. Weekdays)  
Enrolled Programs: Net Energy Metering (NEM2)

##### 12/14/2021 - 12/31/2021

Minimum Delivery Charge <sup>1</sup>	18 days @ \$0.33260	\$5.99
Firebaugh Utility Users' Tax (7.500%)		0.45

##### 01/01/2022 - 01/11/2022

Minimum Delivery Charge <sup>1</sup>	11 days @ \$0.33260	\$3.66
Firebaugh Utility Users' Tax (7.500%)		0.27

**Electric Monthly Charges \$10.37**

<sup>1</sup> The Minimum Delivery Charge is set by the CPUC. Your electric Minimum Delivery Charge for this period is \$9.65. This amount can include applicable discounts and may be deducted at True-Up if your total NEM Charges Before Taxes are greater than your total Minimum Delivery Charges.

#### Service Information

Meter #	1098765432
Consumption	349.925500 kWh
Net Generation	0.000000 kWh
Net Usage	349.925500 kWh
Baseline Territory	R
Heat Source	B - Not Electric
Serial	S
Rotating Outage Block	11G

### Details of NEM Charges

This portion of your statement shows the amount of electricity used for the current billing period and the associated charges or credits.

### Monthly NEM Charges

This is the total NEM charge or credit for this billing period. This charge or credit is shown for informational purposes only and is reconciled at your annual True-Up.

11

#### Details of NEM Charges

12/14/2021 - 01/11/2022 (29 billing days)

Service For: 1234 Main Street  
Service Agreement ID: 9087654321  
Rate Schedule: ETOUD RB Time-of-Use (Peak Pricing 5-8 p.m. Weekdays)  
Enrolled Programs: Net Energy Metering (NEM2)

##### 12/14/2021 - 12/31/2021

Net Usage			
Peak	19.638000 kWh	@ \$0.30538	\$6.00
Off Peak	195.486500 kWh	@ \$0.28800	\$56.30
NBC Net Usage Adjustment			-4.84
State Mandated Non-Bypassable Charge <sup>1</sup>			4.85
Energy Commission Tax			0.06
Firebaugh Utility Users' Tax (7.500%)			4.67

##### 01/01/2022 - 01/11/2022

Net Usage			
Peak	11.946000 kWh	@ \$0.32849	\$3.92
Off Peak	122.855000 kWh	@ \$0.31111	\$38.22
NBC Net Usage Adjustment			-3.59
State Mandated Non-Bypassable Charge <sup>1</sup>			3.60
Energy Commission Tax			0.04
Firebaugh Utility Users' Tax (7.500%)			3.16

12

#### Monthly NEM Charges

\$112.39

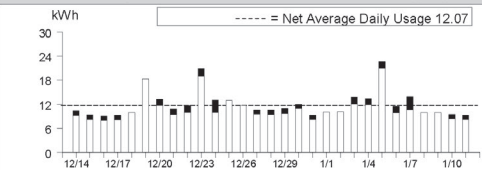
<sup>1</sup> The State Mandated Non-Bypassable Charge (NBC) cannot be reduced by any net generation credits. If applicable, additional discounts are included in the NBC.

Your NEM balance will be reconciled on your True-Up statement (10/2022).

##### Average Daily Usage (kWh / day)

Last Year	Last Period	Current Period
N/A	11.83	12.07

#### Net Electric Usage This Period: 349.925500 kWh, 29 billing days



Energy Charges	
Peak <sup>1</sup>	\$9.92
Off Peak <sup>2</sup>	\$94.52
<sup>1</sup> Peak: 5:00pm-8:00pm, M-F (except Holidays); <sup>2</sup> Off Peak: All Other Hours	

Visit [www.pge.com/nembilling](http://www.pge.com/nembilling) for a detailed explanation of NEM billing

Page 6 of 8



## ENERGY STATEMENT

[www.pge.com/MyEnergy](http://www.pge.com/MyEnergy)

Account No: 1023456789-0  
Statement Date: 01/13/2022  
Due Date: 02/03/2022

#### Service Information

Meter #	1098765432
Consumption	349.925500 kWh
Net Generation	0.000000 kWh
Net Usage	349.925500 kWh
Baseline Territory	R
Heat Source	B - Not Electric
Serial	S
Rotating Outage Block	11G

#### Additional Messages

The State Mandated Non-Bypassable Charge (NBC) is calculated based on your energy usage and is relevant to determine the True-Up amount. This charge includes the following fees: Public Purpose Programs, Nuclear Decommissioning, DWR Bond Charge and Competition Transition Charge. The NBC Net Usage Adjustment is to ensure that you don't pay for NBCs twice.