

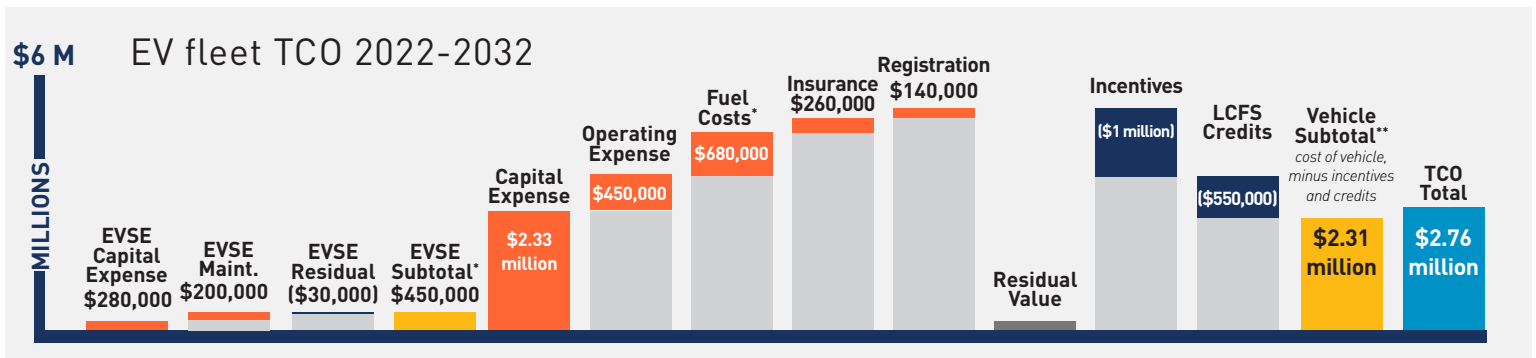
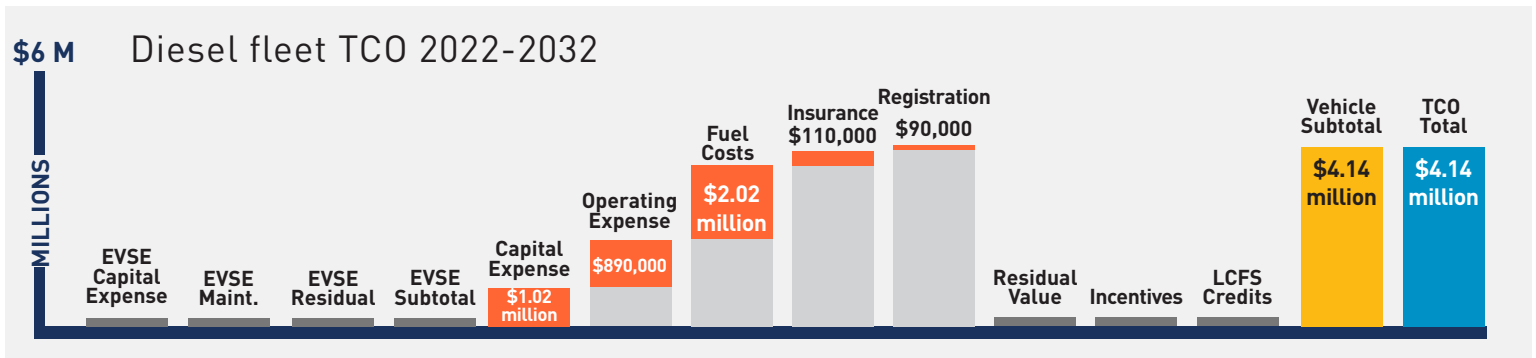


# Calculating Total Cost of Ownership (TCO) for your Shuttle Bus EV Fleet



Electric vehicles (EVs) have the potential to offer shuttle fleets lower total cost of ownership (TCO) compared to diesel vehicles. While EVs require higher upfront costs to procure vehicles and install the necessary electric vehicle supply equipment (EVSE), they also provide reduced operating and fuel costs. When infrastructure and vehicles incentives, as well as LCFS credits, are factored in EVs can provide fleets steep cost-savings. A complete TCO analysis can be complex, particularly for shuttle fleets that are new to EVs. This fact sheet provides a sample TCO analysis of a diesel Class 3 delivery van versus electric, and the key factors fleets should consider when developing their own analysis.

## TCO to transition a 20 vehicle fleet Comparing a diesel vs. electric Class 3 shuttle van



\*TCO calculation reflects the infrastructure incentives and energy savings available through PG&E's EV Fleet program

\*\*Vehicle subtotal before incentives totals \$3.86 million



# TCO assumptions

Residual value of vehicles straight line depreciation over 7 years

9.25% Sales tax

Insurance costs 3% of vehicle residual value

LCFS credit price \$120 per credit

**20**

VEHICLES

**90**

MILES/DAY

**250**

DAYS/YEAR OPERATION

**10**

YEAR AVG. VEHICLE LIFE

## Fuel Type

### DIESEL

### ELECTRIC

Per Vehicle purchase cost (2020)

**\$50,000**

\$120,000

Fuel cost

\$6.22/gallon

**\$0.19/kWh**

Fuel efficiency

12 mpg

**0.7 kWh/mile**

Maintenance costs

\$0.15/mile

**\$0.07/mile**

Infrastructure purchase costs

**Negligible**

\$13,750\*

Infrastructure maintenance costs

**Negligible**

\$1,100/charger per year

Purchase incentives

\$0

**\$122,000/vehicle**

\*Price of typical EVSE cost, does not reflect EV Fleet rebates and incentives available to certain fleets

## Concentrate transition of vehicles to further improve TCO

While replacing vehicles gradually over time has its benefits, concentrating the transition to EVs in a shorter period of time can improve TCO. This is primarily due to the cost of site improvements to add electrical service, upgrade switchgear, and install EVSE, which do not scale linearly with the number of EVs. More specifically, it is cheaper (per unit) to install ten chargers at a site than it is to install two chargers.

Additionally, distribution and delivery fleets currently have access to a variety of vehicle funding opportunities from agencies looking to encourage zero-emission technology now. These incentives may not be as widely available for fleets that wait to electrify.

Replace 20 vehicles at the same time

DIESEL \$4.14 M

EV \$2.76 M



Replace 20 vehicles over 10 years (two per year)

DIESEL \$3.74 M

EV \$3.89 M




## Try our new EV Fleet Savings Calculator

Check your eligibility for PG&E's EV Fleet program, find available funding programs, and calculate fuel savings. [CLICK HERE FOR TOOL.](#)

# TCO factors to consider

01

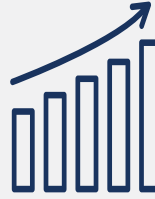


[Determine energy costs with our EV Fleet Savings Calculator](#)

## Fuel cost:

Typically, fleets can expect to save on fuel costs with EVs as the cost of electricity can be significantly less than traditional fuels. The time of day that you charge is often just as important as how much energy you use. PG&E can help you determine how to save with our Business EV rate plans.

02



## Fuel efficiency:

EVs often use fuel more efficiently than traditional combustion engines, which could lead to fuel cost savings. Your vehicle manufacturer or dealer should be able to estimate the expected energy consumption for your duty cycles.

03

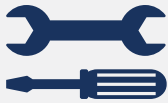


## Infrastructure costs:

EVSE, which includes the EV chargers, requires improvements to the existing site's electrical infrastructure, as well as periodic maintenance and service fees. These costs must be included in a TCO analysis. **PG&E's EV Fleet program offers rebates and incentives to reduce these costs.**

[Find infrastructure incentives with our EV Fleet Savings Calculator](#)

04



## Maintenance costs:

EVs can significantly reduce the cost of maintenance by eliminating common costs including oil changes, exhaust aftertreatment maintenance, spark plugs, fuel injectors, and transmission repairs.

05



## Purchase incentives:

Incentives can reduce EV and EVSE costs substantially, possibly by tens of thousands of dollars per vehicle. Incentive funding is not unlimited and often subject to competition, so early adopters are more likely to benefit from these incentives.

[Find funding with our summary of incentives for shuttle fleets](#)

06



## Sales tax:

The higher purchase price of EVs means that sales tax is also higher than conventional vehicles. Note, the Federal Excise Tax (12% of the vehicle price) only applies to Class 7 and Class 8 trucks, and shouldn't be added to lower weight class vehicles.

07

## LCFS credits:

EVs have great revenue potential under the California Low Carbon Fuel Standard Program (LCFS), which allows fleets to generate credits based on the GHG reductions they achieve using EVs. For example, a fleet with an electric shuttle van can generate more than \$2,750 annually under LCFS.

[Check out our LCFS fact sheet. And watch our recent webinar on how to earn revenue with LCFS](#)



To learn more, visit: [pge.com/evfleet](https://pge.com/evfleet)

"PG&E" refers to Pacific Gas and Electric company, a subsidiary of PG&E Corporation. ©2022 Pacific Gas and Electric Company. All rights reserved. These offerings are funded by California utility customers and administered by PG&E under the auspices of the California Public Utilities Commission. CLB-0120-1851