






True-Up Energy Statement

1 Your Account Summary

A snapshot of your bill in large, easy-to-read type. Although a more detailed breakdown of your charges is available on the following pages, the account summary provides an overview of charges incurred, payments received, and your total amount due. It's important to note that at the annual anniversary of the start of participation in the NEM program (annual True-Up), customers are responsible for any reconciled NEM charges due.

 ENERGY STATEMENT www.pge.com/MyEnergy		Account No: 1023456789-0 Statement Date: 09/30/2017 Due Date: 10/23/2017	
Service For: ETOUB Charge True-Up 1234 Main Street Anytown, CA 00000		Your Account Summary Amount Due on Previous Statement \$43.54 Payment(s) Received Since Last Statement -43.54 Previous Unpaid Balance \$0.00 Current Electric Monthly Charges \$9.88 Total NEM Charges 585.19 <hr/> Total Amount Due by 10/23/2017 \$595.05	
Questions about your bill? Solar Hotline: 1-877-743-4112 M-F 8-5 General: 1-800-743-5000 24 hours per day, 7 days per week www.pge.com/MyEnergy		Your Net Energy Metering (NEM) Summary: True-Up This is your True-Up statement. Please see the "Summary of Your NEM True-Up Period Charges" for more details. Total NEM Charges Before Taxes \$704.28 Total Electric Minimum Delivery Charges -119.90 Taxes 0.81 <hr/> Total NEM Charges Due \$585.19	
Local Office Address 750 Lindero St Ste 160 San Rafael, CA 94901		Your Enrolled Programs Net Energy Metering (NEM2)	
Important Messages For details of charges, taxes and surcharges, daily usage details from your SmartMeter, and additional payment options, you may access your account online at www.pge.com/MyEnergy . The California Alternate Rates for Energy (CARE) Program provides a monthly discount on energy bills for income-qualified household. Applying is free, easy and confidential. To see if you qualify, please visit www.pge.com/care or call 1-866-743-2273.			
Please return this portion with your payment. No staples or paper clips. Do not fold. Thank you.			
9 9 9 0 1 2 3 4 5 6 7 8 9 0 1 0 0 0 0 X X X X X X 0 0 0 0 0 0 X X X X X X X X			
 Account Number: 1023456789-0		Due Date: 10/23/2017	
Total Amount Due: \$595.05		Amount Enclosed: \$ <input type="text"/>	
1023456789-0  NET ENERGY METERING CUSTOMER ANYTOWN, CA 00000 EXTRA ADDRESS LINE EXTRA LINE		PG&E BOX 997300 SACRAMENTO, CA 95899-7300	
		 Recycled Paper 30% Post-Consumer Waste Page 1 of 6	

2


Your Net Energy Metering (NEM) Account Summary: True-Up

This section provides notification that this is the annual True-Up statement in which all energy charges, credits and previously billed monthly electric minimum charges are reconciled. If you generated more energy than you used over the True-Up period, this section would also include your Net Surplus Compensation.

Summary of Your NEM True-Up Period Charges

The chart below shows how much net energy you generated or consumed each month and the associated charge or credit. The chart provides a summary of the total NEM charges from the start of your annual True-Up period and a monthly snapshot of your net energy use including time periods on your Time-of-Use rate schedule.

3



ENERGY STATEMENT

www.pge.com/MyEnergy

Account No: 1023456789-0
 Statement Date: 09/30/2017
 Due Date: 10/23/2017

Summary of Your NEM True-Up Period Charges

Service For: 1234 Main Street
 Service Agreement ID: 9087654321
 Rate Schedule: ETOUB H Residential Time-of-Use Service

Summary of NEM Charges

Bill Period End Date	Net Peak Usage (kWh)	Net Off Peak Usage (kWh)	Net Usage (kWh)	Estimated NEM Charges Before Taxes	Estimated Taxes	Estimated Total NEM Charges
10/31/2016	25	122	147	\$29.88	\$0.04	\$29.92
11/30/2016	-48	-23	-71	-15.11	-0.02	-15.13
12/31/2016	88	425	513	104.29	0.15	104.44
01/31/2017	14	-44	-30	-5.74	0.01	-5.75
02/28/2017	120	801	921	186.51	0.27	186.78
03/31/2017	55	91	146	30.24	0.04	30.28
04/30/2017	-86	120	34	5.19	0.01	5.20
05/31/2017	-44	19	-25	-10.87	-0.01	-10.88
06/30/2017	81	108	189	56.21	0.05	56.26
07/31/2017	58	155	213	59.92	0.06	59.98
08/31/2017	199	78	277	90.66	0.08	90.74
09/30/2017	520	-56	464	173.10	0.13	173.23
TOTAL	982	1796	2778	\$704.28	\$0.81	\$705.09

Differences in net usage may occur due to rounding

Electric Charges

Bill Period End Date	Minimum Delivery Charges	Energy Charges
10/31/2016	\$10.18	\$12.14
11/30/2016	9.86	-6.38
12/31/2016	10.18	42.37
01/31/2017	10.18	2.20
02/28/2017	9.20	75.52
03/31/2017	10.18	12.49
04/30/2017	9.86	1.49
05/31/2017	10.18	-5.98
06/30/2017	9.86	26.19
07/31/2017	10.18	27.00
08/31/2017	10.18	44.46
09/30/2017	9.86	88.58
TOTAL	\$119.90	\$320.08

* Please go to pge.com/electricrates to find the generation component of your Energy Charges.

Explanation of Calculations

This is your True-Up statement. You are being billed for your total NEM Charges Before Taxes minus your total electric Minimum Delivery Charges in addition to any applicable charges and taxes.

Since this is your **True-Up statement**, all electric usage charges and credits are reset to zero starting with your next billing cycle.

The Minimum Delivery Charge is being billed monthly and credited at True-Up if the total NEM Charges before Taxes are greater than your cumulative Minimum Delivery Charges.

Energy Charges are basic commodity costs related to energy usage. These charges will only be billed at True-Up if they are a positive amount and when the total NEM Charges before Taxes are less than the sum of your total Minimum Delivery Charges and Energy Charges.

Based on your **Net Usage (kWh)**, the True-Up calculations are:

Total NEM Charges Before Taxes	\$704.28
Total Electric Minimum Delivery Charges	-119.90
Taxes	0.81
Total NEM Charges Due	\$585.19

Please contact the Solar Customer Service Center at 1-877-743-4112 for questions about your NEM charges
 Visit www.pge.com/nembilling for a detailed explanation of NEM billing

Recycled Paper
30% Post-Consumer Waste
 Page 3 of 6

Electric Charges

Minimum Delivery Charges are a nominal amount that all PG&E customers pay monthly to stay connected to the grid regardless of whether they have solar or use any electricity. Energy Charges are reconciled on your True-Up statement.

5

Explanation of Calculations

This section explains how your year-to-date (YTD) and month over month NEM charges are calculated. Since this is your True-Up statement you are responsible for any charges due. If you generated more energy than you used over the True-Up period, this section would also include your Net Surplus Compensation.



ENERGY STATEMENT

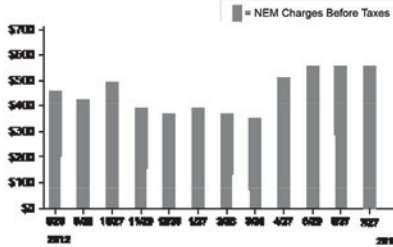
www.pge.com/MyEnergy

Account No: 1023456789-0
Statement Date: 09/30/2017
Due Date: 10/23/2017

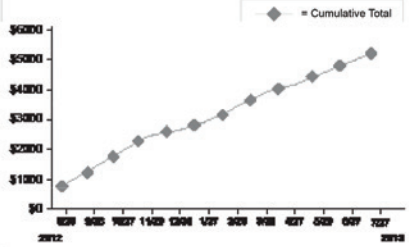
Summary of Your NEM True-Up Period Charges (continued)

Service For: 1234 Main Street
Service Agreement ID: 9087654321
Rate Schedule: ETOUB H Residential Time-of-Use Service

NEM Charges Before Taxes



Cumulative NEM Balance by Month



Monthly NEM Charges

Monthly NEM Charges represent the cost of the electricity you use each month. You don't pay your monthly NEM balance each month. Instead, your Monthly NEM Charges are added up to calculate your Cumulative NEM balance, which you pay at True-Up.

Cumulative NEM Balance

Cumulative NEM balance is a running total of your electricity costs and can increase or decrease depending on each month's use and generation. You only pay your Cumulative NEM balance at True-Up.

NEM Charts

6

These charges or credits provide a visual representation of both the monthly NEM charges and what the balance of those charges or credits culminate to month over month.

Details of Electric Monthly Charges

7

This section covers information about how your Minimum Delivery Charge is calculated. This is the minimum charge you pay each month.



ENERGY STATEMENT

www.pge.com/MyEnergy

Account No: 1023456789-0
Statement Date: 09/30/2017
Due Date: 10/23/2017

Details of Electric Monthly Charges

09/01/2017 - 09/30/2017 (30 billing days)

Service For: 1234 Main Street
Service Agreement ID: 9087654321
Rate Schedule: ETOUB H Residential Time-of-Use Service
Enrolled Programs: Net Energy Metering (NEM2)

Minimum Delivery Charge¹ 30 days @ \$0.32854 \$9.86

Electric Monthly Charges \$9.86

NEM True-Up Charges

10/01/2016 - 09/30/2017

Total NEM Charges Before Taxes	\$704.28
Total Electric Minimum Delivery Charges	-119.90
Energy Commission Tax	0.81

Total NEM Charges \$585.19

¹The Minimum Delivery Charge is set by the CPUC. Your electric Minimum Delivery Charge for this period is \$9.86. This amount can include applicable discounts and may be deducted at True-Up if your total NEM Charges Before Taxes are greater than your total Minimum Delivery Charges.

Service Information

Meter #	1098765432
Consumption	520.000000 kWh
Net Generation	-56.000000 kWh
Net Usage	464.000000 kWh
Baseline Territory	X
Heat Source	Electric
Serial	P
Rotating Outage Block	50

Recycled Paper
30% Post-Consumer Waste
Page 4 of 6

8

NEM True-Up Charges

This section reconciles all charges for this True-Up period including Total NEM Charges, Electric Charges and taxes due. Total NEM charges listed are due by the Due Date listed at the top of the page.



Visit www.pge.com/nembilling for a detailed explanation of NEM billing

Details of NEM Charges



This portion of your statement shows the amount of electricity used for the current billing period and the associated charges or credits.

ENERGY STATEMENT

www.pge.com/MyEnergy

Account No: 1023456789-0
 Statement Date: 09/30/2017
 Due Date: 10/23/2017

Details of NEM Charges

09/01/2017 - 09/30/2017 (30 billing days)

Service For: 1234 Main Street
 Service Agreement ID: 9087654321
 Rate Schedule: ETOUB H Residential Time-of-Use Service
 Enrolled Programs: Net Energy Metering (NEM2)

09/01/2017 - 09/30/2017

Net Usage			
Peak	520.000000 kWh @	\$ 0.35632	\$185.29
Off Peak	- 56.000000 kWh @	\$ 0.25326	-14.18
NBC Net Usage Adjustment			
			-8.69
State Mandated Non-Bypassable Charge ¹			
			10.69
Energy Commission Tax			
			0.13

Monthly NEM Charges \$173.23

¹The State Mandated Non-Bypassable Charge (NBC) cannot be reduced by any net generation credits. If applicable, additional discounts are included in the NBC.

Average Daily Usage (kWh / day)

Last Year	Last Period	Current Period
N/A	9.23	15.47

Service Information

Meter #	1098765432
Consumption	520.000000 kWh
Net Generation	-56.000000 kWh
Net Usage	464.000000 kWh
Baseline Territory	X
Heat Source	Electric
Serial	P
Rotating Outage Block	50

Additional Messages

The State Mandated Non-Bypassable Charge (NBC) is calculated based on your energy usage and is relevant to determine the True-Up amount. This charge includes the following fees: Public Purpose Programs, Nuclear Decommissioning, DWR Bond Charge and Competition Transition Charge. The NBC Net Usage Adjustment is to ensure that you don't pay for NBCs twice.

Visit www.pge.com/nembilling for a detailed explanation of NEM billing

Recycled Paper
30% Post-Consumer Waste
Page 6 of 6