



## Building a cleaner, safer energy future

As a PG&E customer, you are receiving some of the nation's cleanest energy. Using the California Energy Commission's methodology, PG&E delivered electricity to customers that was nearly **98% greenhouse-gas emissions free**, with approximately 23% from state-qualified renewable resources.

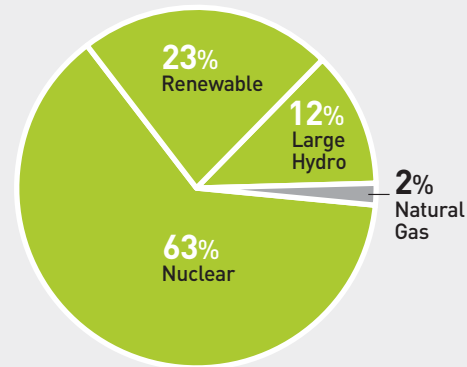


For more information on PG&E's Power Content Label, see opposite page or visit [pge.com/billinserts](https://pge.com/billinserts).






"PG&E" refers to Pacific Gas and Electric Company, a subsidiary of PG&E Corporation. ©2025 Pacific Gas and Electric Company. All rights reserved.  
♻️ Printed on recycled paper. 🌱 Printed with soy ink. 12.25 CCC-1025-5724

### 2024 POWER MIX

PG&E-owned generation and power purchases



- Greenhouse gas free and/or renewable resources
- Natural gas

2024 POWER CONTENT LABEL					
Pacific Gas and Electric Company					
	Base Plan	50% Solar Choice	100% Solar Choice	Green Saver	CA Utility Average
<b>Greenhouse Gas Emissions Intensity</b> (lbs of CO <sub>2</sub> e emitted per megawatt hour)	<b>16</b>	<b>1</b>	<b>0</b>	<b>0</b>	<b>359</b>
<b>Electricity Sources</b> <div> <div></div> Renewables and Zero-Carbon Resources  <div></div> Fossil Fuels and Unspecified Power </div>					
<b>RPS Eligible Renewables</b>	<b>23%</b>	<b>70%</b>	<b>100%</b>	<b>100%</b>	<b>45%</b>
Biomass & Biogas	3%	1%	0%	0%	2%
Geothermal	0%	0%	0%	0%	5%
Eligible Hydroelectric	1%	1%	0%	0%	2%
Solar	14%	65%	100%	100%	23%
Wind	4%	2%	0%	0%	14%
<b>Large Hydroelectric</b>	<b>12%</b>	<b>6%</b>	<b>0%</b>	<b>0%</b>	<b>10%</b>
<b>Nuclear</b>	<b>63%</b>	<b>24%</b>	<b>0%</b>	<b>0%</b>	<b>11%</b>
<b>Emerging Technologies</b>	<b>0%</b>	<b>0%</b>	<b>0%</b>	<b>0%</b>	<b>0%</b>
<b>Other</b>	<b>0%</b>	<b>0%</b>	<b>0%</b>	<b>0%</b>	<b>0%</b>
<b>Natural Gas</b>	<b>2%</b>	<b>0%</b>	<b>0%</b>	<b>0%</b>	<b>10%</b>
<b>Coal &amp; Petroleum</b>	<b>0%</b>	<b>0%</b>	<b>0%</b>	<b>0%</b>	<b>2%</b>
<b>Unspecified Power (primarily fossil fuels)</b>	<b>0%</b>	<b>0%</b>	<b>0%</b>	<b>0%</b>	<b>22%</b>
<b>Total</b>	<b>100%</b>	<b>100%</b>	<b>100%</b>	<b>100%</b>	<b>100%</b>
Retail sales covered by retired unbundled RECs	7%	0%	0%	0%	
<ul style="list-style-type: none"> <li>■ This label does not reflect compliance with the Renewables Portfolio Standard (RPS), which measures the use of tracking instruments called Renewable Energy Credits (RECs) over the course of multi-year compliance periods. RECs that are purchased separately from the renewable energy ("Unbundled RECs") can be used for RPS compliance, but they do not factor into the power mixes or GHG emissions intensities above.</li> <li>■ GHG intensity figures exclude biogenic CO<sub>2</sub> and emissions from geothermal sources and grandfathered imports of firmed-and-shaped energy. For detailed information about all GHG emissions from California's retail electricity suppliers, visit the CEC webpage at the link below.</li> <li>■ Unspecified power is electricity purchased from a genericized pool on the open market.</li> </ul>					
<a href="http://www.pge.com">www.pge.com</a>	Want to learn more? Visit <a href="https://www.energy.ca.gov/programs-and-topics/programs/power-source-disclosure-program">https://www.energy.ca.gov/programs-and-topics/programs/power-source-disclosure-program</a>				