



PG&E – Pioneer Joint Rate Comparisons

As a part of our mutual commitment to support your energy choice, Pioneer Community Energy and PG&E have partnered to create a comparison of our typical electric rates, average monthly charges and generation portfolio contents. Below you will find a representative comparison of our rates, average monthly bills and power generation portfolio content based on customer class. To find your specific electric rate, please scroll down to your rate plan to view the rate and bill comparisons.

Residential	<ul style="list-style-type: none"> • Tiered Rate Plan E-1 • Tiered Rate Plan E-1L (CARE) • Time-of-Use (Peak Pricing 4-9 p.m. Weekdays) <ul style="list-style-type: none"> ○ E-TOUB ○ E-TOUBL (CARE) • Time-of-Use (Peak Pricing 4-9 p.m. Everyday) <ul style="list-style-type: none"> ○ E-TOUC ○ E-TOUCL (CARE) • Time-of-Use (Peak Pricing 5-8 p.m. Weekdays) <ul style="list-style-type: none"> ○ E-TOUD ○ E-TOUDL • Time of Use Electric Home Rate (Peak Pricing 5-9 p.m. Everyday) <ul style="list-style-type: none"> ○ E-ELEC ○ E-ELEC (CARE) • Electric Vehicle Rate Plan EV2-A • Electric Vehicle Rate Plan EV2-AL (CARE)
Small and Medium Business	<ul style="list-style-type: none"> • A-1 • B-1 • B-6 • B-10S
Large Commercial and Industrial	<ul style="list-style-type: none"> • B-19SV
Agriculture	<ul style="list-style-type: none"> • AG-A1 • AG-A2 • AG-B • AG-C
Streetlight and Outdoor Lighting	<ul style="list-style-type: none"> • LS-3 • TC-1

Definitions


Generation Rate is the cost of creating electricity to power your home or business. The generation rate varies based on your energy provider and the resources included in your energy provider's generation supply.

PG&E Delivery Rate is a charge assessed by PG&E to deliver electricity to your home or business. The PG&E delivery rate depends on your electricity usage, but is charged equally to both Pioneer and PG&E customers.

PG&E PCIA/FF represents the Power Charge Indifference Adjustment (PCIA) and the Franchise Fee surcharge (FF). The PCIA is a charge to recover PG&E's costs for generation resources that are currently above the market rate. These resources were committed to prior to a customer's switch to a third-party electric generation provider. PG&E acts as a collection agent for the Franchise Fee surcharge, which is levied by the California Public Utilities Commission on behalf of cities and counties in PG&E's service territory for all customers. The costs for resources included in the PCIA and FF surcharges are included in the generation rate for PG&E bundled service customers.

Where Do I Find My Electric Rate Schedule?

Need some help finding your electric rate? Go to the "Electric Delivery Charges" section of your energy statement - you'll find your electric rate in the upper left.



ENERGY STATEMENT

www.pge.com/MyEnergy

Account No: 000000000-0
 Statement Date: 07/07/2022
 Due Date: 07/28/2022

Details of PG&E Electric Delivery Charges

05/31/2022 - 06/28/2022 (29 billing days)

Service For: 123 Main St
 Service Agreement ID: 0000000000

Rate Schedule: Time-of-Use (Peak Pricing 4 - 9 p.m. Every Day)


05/31/2022

Baseline Allowance	27.40 kWh	(1 days x 27.4 kWh/day)	
Energy Charges			
Peak	5.318200 kWh	@ \$0.39106	\$2.08
Off Peak	18.523000 kWh	@ \$0.37373	6.92
Baseline Credit	23.841200 kWh	@ -\$0.09018	-2.15
Generation Credit			-3.35
Power Charge Indifference Adjustment			0.61
Franchise Fee Surcharge			0.02
06/01/2022 - 06/28/2022			
Baseline Allowance	425.60 kWh	(28 days x 15.2 kWh/day)	
Energy Charges			
Peak	278.887600 kWh	@ \$0.48902	\$136.38
Off Peak	411.163300 kWh	@ \$0.42558	174.98
Baseline Credit	425.600000 kWh	@ -\$0.09054	-38.53
Generation Credit			-117.10
Power Charge Indifference Adjustment			17.75
Franchise Fee Surcharge			0.63
Total PG&E Electric Delivery Charges			\$178.24

2021 Vintage Power Charge Indifference Adjustment

Service Information

Meter # 1234567890
 Total Usage 713.892100 kWh
 Baseline Territory P
 Heat Source H - Electric
 Serial G
 Rotating Outage Block 50



ENERGY STATEMENT

www.pge.com/MyEnergy

Account No: 000000000-0
 Statement Date: 07/07/2022
 Due Date: 07/28/2022

Details of Pioneer Community Energy Electric Generation Charges

05/31/2022 - 06/28/2022 (29 billing days)

Service For: 123 Main St
 Service Agreement ID: 0000000000 ESP Customer Number: 0000000000


05/31/2022 - 06/28/2022

Rate Schedule: E-TOU-C3

Generation: Off Peak - Winter	18.523000 kWh	@ \$0.10213	\$1.89
Generation: Off Peak - Summer	411.163300 kWh	@ \$0.11186	45.99
Generation: On Peak - Winter	5.318200 kWh	@ \$0.11625	0.62
Generation: On Peak - Summer	278.887600 kWh	@ \$0.16209	45.20
		Net Charges	93.70
Energy Commission Surcharge			0.21

Pioneer customers are seeing savings of 6% to 10% on generation costs. These costs include PG&E's exit fee plus Pioneer's cost of energy. To learn more about Pioneer's activities on behalf of our customers or to learn more about our efforts to protect your privacy visit pioneercommunityenergy.org

Total Pioneer Community Energy Electric Generation Charges **\$93.91**



ENERGY STATEMENT

www.pge.com/MyEnergy

Account No: 000000000-0
 Statement Date: 07/07/2022
 Due Date: 07/28/2022

Service Information

Total Usage 713.892100 kWh

For questions regarding charges on this page, please contact:
 PIONEER COMMUNITY ENERGY
 2510 WARREN DR STE B
 ROCKLIN CA 95677
 1-844-937-7466
www.PioneerCommunityEnergy.ca.gov

Additional Messages

Thank you for being a valuable customer of Pioneer Community Energy. Pioneer is a locally-governed, not-for-profit, public agency now purchasing electricity on behalf of Placer County residents and businesses to provide more choice. Electricity from Pioneer is delivered to you by PG&E, who remains an essential partner for power distribution, service, and billing. To learn more about Pioneer's energy services please visit www.PioneerCommunityEnergy.ca.gov or call 1 (844) 937-7466.

Look here to identify your electric rate schedule. Once you have that, you can find your rate comparison below.

Residential *

E-1 *

Residential: E-1	PG&E	Pioneer Community Energy	Pioneer Green100 (100% Renewable)
Generation Rate (\$/kWh)	\$0.18192	\$0.13768	\$0.14856
PG&E Delivery Rate (\$/kWh)	\$0.28218	\$0.28218	\$0.28218
PG&E PCIA/FF (\$/kWh)	-\$0.02623	\$0.01178	\$0.01178
Total Electricity Cost (\$/kWh)	\$0.43787	\$0.43164	\$0.44252
Average Monthly Bill (\$)	\$268.50	\$264.68	\$271.35

Monthly usage: 613 kWh

E-1 (CARE)*

Residential: E-1 CARE	PG&E	Pioneer Community Energy	Pioneer Green100 (100% Renewable)
Generation Rate (\$/kWh)	\$0.18192	\$0.13768	\$0.14856
PG&E Delivery Rate (\$/kWh)	\$0.11098	\$0.11098	\$0.11098
PG&E PCIA/FF (\$/kWh)	-\$0.02623	\$0.01178	\$0.01178
Total Electricity Cost (\$/kWh)	\$0.26667	\$0.26044	\$0.27132
Average Monthly Bill (\$)	\$162.09	\$158.31	\$164.92

Monthly usage: 608 kWh

E-TOU B*

Residential: E-TOU B	PG&E	Pioneer Community Energy	Pioneer Green100 (100% Renewable)
Generation Rate (\$/kWh)	\$0.17639	\$0.13238	\$0.14326
PG&E Delivery Rate (\$/kWh)	\$0.28864	\$0.28864	\$0.28864
PG&E PCIA/FF (\$/kWh)	-\$0.02623	\$0.01178	\$0.01178
Total Electricity Cost (\$/kWh)	\$0.43880	\$0.43280	\$0.44368
Average Monthly Bill (\$)	\$560.53	\$552.87	\$566.77

Monthly usage: 1,277 kWh

E-TOU B (CARE)*

Residential: E-TOU B CARE	PG&E	Pioneer Community Energy	Pioneer Green100 (100% Renewable)
Generation Rate (\$/kWh)	\$0.17537	\$0.13139	\$0.14227
PG&E Delivery Rate (\$/kWh)	\$0.11969	\$0.11969	\$0.11969
PG&E PCIA/FF (\$/kWh)	-\$0.02623	\$0.01178	\$0.01178
Total Electricity Cost (\$/kWh)	\$0.26883	\$0.26286	\$0.27374
Average Monthly Bill (\$)	\$299.16	\$292.52	\$304.63

Monthly usage: 1,113 kWh

E-TOU C

Residential: E-TOU C	PG&E	Pioneer Community Energy	Pioneer Green100 (100% Renewable)
Generation Rate (\$/kWh)	\$0.18008	\$0.13591	\$0.14679
PG&E Delivery Rate (\$/kWh)	\$0.28425	\$0.28425	\$0.28425
PG&E PCIA/FF (\$/kWh)	-\$0.02623	\$0.01178	\$0.01178
Total Electricity Cost (\$/kWh)	\$0.43810	\$0.43194	\$0.44282
Average Monthly Bill (\$)	\$274.98	\$271.11	\$277.94

Monthly usage: 628 kWh

E-TOU C (CARE)*

Residential: E-TOU C CARE	PG&E	Pioneer Community Energy	Pioneer Green100 (100% Renewable)
Generation Rate (\$/kWh)	\$0.17932	\$0.13519	\$0.14607
PG&E Delivery Rate (\$/kWh)	\$0.11077	\$0.11077	\$0.11077
PG&E PCIA/FF (\$/kWh)	-\$0.02623	\$0.01178	\$0.01178
Total Electricity Cost (\$/kWh)	\$0.26386	\$0.25774	\$0.26862
Average Monthly Bill (\$)	\$161.53	\$157.78	\$164.44

Monthly usage: 612 kWh

E-TOU D*

Residential: E-TOU D	PG&E	Pioneer Community Energy	Pioneer Green100 (100% Renewable)
Generation Rate (\$/kWh)	\$0.17917	\$0.13504	\$0.14592
PG&E Delivery Rate (\$/kWh)	\$0.28948	\$0.28948	\$0.28948
PG&E PCIA/FF (\$/kWh)	-\$0.02623	\$0.01178	\$0.01178
Total Electricity Cost (\$/kWh)	\$0.44242	\$0.43630	\$0.44718
Average Monthly Bill (\$)	\$459.00	\$452.65	\$463.93

Monthly usage: 1,037 kWh

E-TOU D (CARE)*

Residential: E-TOU D CARE	PG&E	Pioneer Community Energy	Pioneer Green100 (100% Renewable)
Generation Rate (\$/kWh)	\$0.17968	\$0.13553	\$0.14641
PG&E Delivery Rate (\$/kWh)	\$0.11937	\$0.11937	\$0.11937
PG&E PCIA/FF (\$/kWh)	-\$0.02623	\$0.01178	\$0.01178
Total Electricity Cost (\$/kWh)	\$0.27282	\$0.26668	\$0.27756
Average Monthly Bill (\$)	\$266.46	\$260.46	\$271.09

Monthly usage: 977 kWh

E-ELEC*

Residential: EV2-A	PG&E	Pioneer Community Energy	Pioneer Green100 (100% Renewable)
Generation Rate (\$/kWh)	\$0.16779	\$0.12412	\$0.13500
PG&E Delivery Rate (\$/kWh)	\$0.26115	\$0.26115	\$0.26115
PG&E PCIA/FF (\$/kWh)	-\$0.02623	\$0.01178	\$0.01178
Total Electricity Cost (\$/kWh)	\$0.40271	\$0.39705	\$0.40793
Average Monthly Bill (\$)	\$545.64	\$537.97	\$552.71

Monthly usage: 1,355 kWh

E-ELEC (CARE)*

Residential: EV2-A	PG&E	Pioneer Community Energy	Pioneer Green100 (100% Renewable)
Generation Rate (\$/kWh)	\$0.16558	\$0.12200	\$0.13288
PG&E Delivery Rate (\$/kWh)	\$0.10733	\$0.10733	\$0.10733
PG&E PCIA/FF (\$/kWh)	-\$0.02623	\$0.01178	\$0.01178
Total Electricity Cost (\$/kWh)	\$0.24668	\$0.24111	\$0.25199
Average Monthly Bill (\$)	\$315.16	\$308.05	\$321.95

Monthly usage: 1,278 kWh

EV2-A*

Residential: EV2-A	PG&E	Pioneer Community Energy	Pioneer Green100 (100% Renewable)
Generation Rate (\$/kWh)	\$0.17014	\$0.12637	\$0.13725
PG&E Delivery Rate (\$/kWh)	\$0.23858	\$0.23858	\$0.23858
PG&E PCIA/FF (\$/kWh)	-\$0.02623	\$0.01178	\$0.01178
Total Electricity Cost (\$/kWh)	\$0.38249	\$0.37673	\$0.38761
Average Monthly Bill (\$)	\$424.25	\$417.87	\$429.93

Monthly usage: 1,109 kWh

EV2-A (CARE)*

Residential: EV2-A	PG&E	Pioneer Community Energy	Pioneer Green100 (100% Renewable)
Generation Rate (\$/kWh)	\$0.16905	\$0.12533	\$0.13621
PG&E Delivery Rate (\$/kWh)	\$0.08759	\$0.08759	\$0.08759
PG&E PCIA/FF (\$/kWh)	-\$0.02623	\$0.01178	\$0.01178
Total Electricity Cost (\$/kWh)	\$0.23041	\$0.22470	\$0.23558
Average Monthly Bill (\$)	\$265.75	\$259.17	\$271.72

Monthly usage: 1,153 kWh

* Please note this rate comparison excludes the California Climate Credit from the State of California which is issued twice a year to residential customers. For more information visit www.energyupgradeCA.org/credit.

B-1**

Commercial/Industrial: B-1	PG&E	Pioneer Community Energy	Pioneer Green100 (100% Renewable)
Generation Rate (\$/kWh)	\$0.17621	\$0.13420	\$0.14508
PG&E Delivery Rate (\$/kWh)	\$0.29595	\$0.29595	\$0.29595
PG&E PCIA/FF (\$/kWh)	-\$0.02479	\$0.01117	\$0.01117
Total Electricity Cost (\$/kWh)	\$0.44737	\$0.44132	\$0.45220
Average Monthly Bill (\$)	\$462.17	\$455.92	\$467.16

Monthly usage: 1,057 kWh

B-6**

Commercial/Industrial: B-6	PG&E	Pioneer Community Energy	Pioneer Green100 (100% Renewable)
Generation Rate (\$/kWh)	\$0.17210	\$0.13025	\$0.14113
PG&E Delivery Rate (\$/kWh)	\$0.28832	\$0.28832	\$0.28832
PG&E PCIA/FF (\$/kWh)	-\$0.02479	\$0.01117	\$0.01117
Total Electricity Cost (\$/kWh)	\$0.43563	\$0.42974	\$0.44062
Average Monthly Bill (\$)	\$623.88	\$615.44	\$631.03

Monthly usage: 1,499 kWh

B-10 S**

Commercial/Industrial: B-10 S	PG&E	Pioneer Community Energy	Pioneer Green100 (100% Renewable)
Generation Rate (\$/kWh)	\$0.18541	\$0.14129	\$0.15217
PG&E Delivery Rate (\$/kWh)	\$0.22682	\$0.22682	\$0.22682
PG&E PCIA/FF (\$/kWh)	-\$0.02601	\$0.01173	\$0.01173
Total Electricity Cost (\$/kWh)	\$0.38622	\$0.37984	\$0.39072
Average Monthly Bill (\$)	\$5,541.40	\$5,449.86	\$5,605.97

Monthly usage: 14,250 kWh, monthly demand: 55kW

**** Please note this rate comparison excludes volumetric California Climate Credits issued to eligible business customers that impact PG&E Delivery Rates only. For more information visit www.energyupgradeCA.org/credit.**

Large Commercial and Industrial

B-19 SV

Commercial/Industrial: B-19 SV	PG&E	Pioneer Community Energy	Pioneer Green100 (100% Renewable)
Generation Rate (\$/kWh)	\$0.16995	\$0.12841	\$0.13929
PG&E Delivery Rate (\$/kWh)	\$0.17775	\$0.17775	\$0.17775
PG&E PCIA/FF (\$/kWh)	-\$0.02463	\$0.01110	\$0.01110
Total Electricity Cost (\$/kWh)	\$0.32307	\$0.31726	\$0.32814
Average Monthly Bill (\$)	\$5,021.66	\$4,931.36	\$5,100.47

Monthly usage: 14,892 kWh, monthly demand: 38 kW

Agricultural

AG-A1

Agricultural: AG-A1	PG&E	Pioneer Community Energy	Pioneer Green100 (100% Renewable)
Generation Rate (\$/kWh)	\$0.16865	\$0.12904	\$0.13992
PG&E Delivery Rate (\$/kWh)	\$0.35943	\$0.35943	\$0.35943
PG&E PCIA/FF (\$/kWh)	-\$0.02331	\$0.01049	\$0.01049
Total Electricity Cost (\$/kWh)	\$0.50477	\$0.49896	\$0.50984
Average Monthly Bill (\$)	\$258.49	\$255.51	\$261.08

Monthly usage: 585 kWh, monthly demand: 4 kW

AG-A2

Agricultural: AG-A2	PG&E	Pioneer Community Energy	Pioneer Green100 (100% Renewable)
Generation Rate (\$/kWh)	\$0.16721	\$0.12766	\$0.13854
PG&E Delivery Rate (\$/kWh)	\$0.23319	\$0.23319	\$0.23319
PG&E PCIA/FF (\$/kWh)	-\$0.02331	\$0.01049	\$0.01049
Total Electricity Cost (\$/kWh)	\$0.37709	\$0.37134	\$0.38222
Average Monthly Bill (\$)	\$470.39	\$463.21	\$476.78

Monthly usage: 1,339 kWh, monthly demand: 6 kW

AG-B

Agricultural: AG-B	PG&E	Pioneer Community Energy	Pioneer Green100 (100% Renewable)
Generation Rate (\$/kWh)	\$0.18774	\$0.14736	\$0.15824
PG&E Delivery Rate (\$/kWh)	\$0.30053	\$0.30053	\$0.30053
PG&E PCIA/FF (\$/kWh)	-\$0.02331	\$0.01049	\$0.01049
Total Electricity Cost (\$/kWh)	\$0.46496	\$0.45838	\$0.46926
Average Monthly Bill (\$)	\$1,492.37	\$1,471.25	\$1,506.17

Monthly usage: 3,235 kWh, monthly demand: 19 kW

AG-C

Agricultural: AG-B	PG&E	Pioneer Community Energy	Pioneer Green100 (100% Renewable)
Generation Rate (\$/kWh)	\$0.16622	\$0.12671	\$0.13759
PG&E Delivery Rate (\$/kWh)	\$0.23722	\$0.23722	\$0.23722
PG&E PCIA/FF (\$/kWh)	-\$0.02331	\$0.01049	\$0.01049
Total Electricity Cost (\$/kWh)	\$0.38013	\$0.37442	\$0.38530
Average Monthly Bill (\$)	\$1,821.21	\$1,793.85	\$1,845.98

Monthly usage: 5,409 kWh, monthly demand: 23 kW

Streetlight and Outdoor Lighting

LS-3

Streetlights: LS3	PG&E	Pioneer Community Energy	Pioneer Green100 (100% Renewable)
Generation Rate (\$/kWh)	\$0.14808	\$0.11259	\$0.12347
PG&E Delivery Rate (\$/kWh)	\$0.24714	\$0.24714	\$0.24714
PG&E PCIA/FF (\$/kWh)	-\$0.02096	\$0.00945	\$0.00945
Total Electricity Cost (\$/kWh)	\$0.37426	\$0.36918	\$0.38006
Average Monthly Bill (\$)	\$112.42	\$110.89	\$114.16

Monthly usage: 283 kWh

TC-1

Streetlights: TC1	PG&E	Pioneer Community Energy	Pioneer Green100 (100% Renewable)
Generation Rate (\$/kWh)	\$0.15966	\$0.11831	\$0.12919
PG&E Delivery Rate (\$/kWh)	\$0.28223	\$0.28223	\$0.28223
PG&E PCIA/FF (\$/kWh)	-\$0.02479	\$0.01117	\$0.01117
Total Electricity Cost (\$/kWh)	\$0.41710	\$0.41171	\$0.42259
Average Monthly Bill (\$)	\$136.04	\$134.29	\$137.83

Monthly usage: 320 kWh