

PG&E's Customer Base

Program Advisory Group
Meeting # 2 Handout #2

Pacific Gas and Electric Company (PG&E) Profile

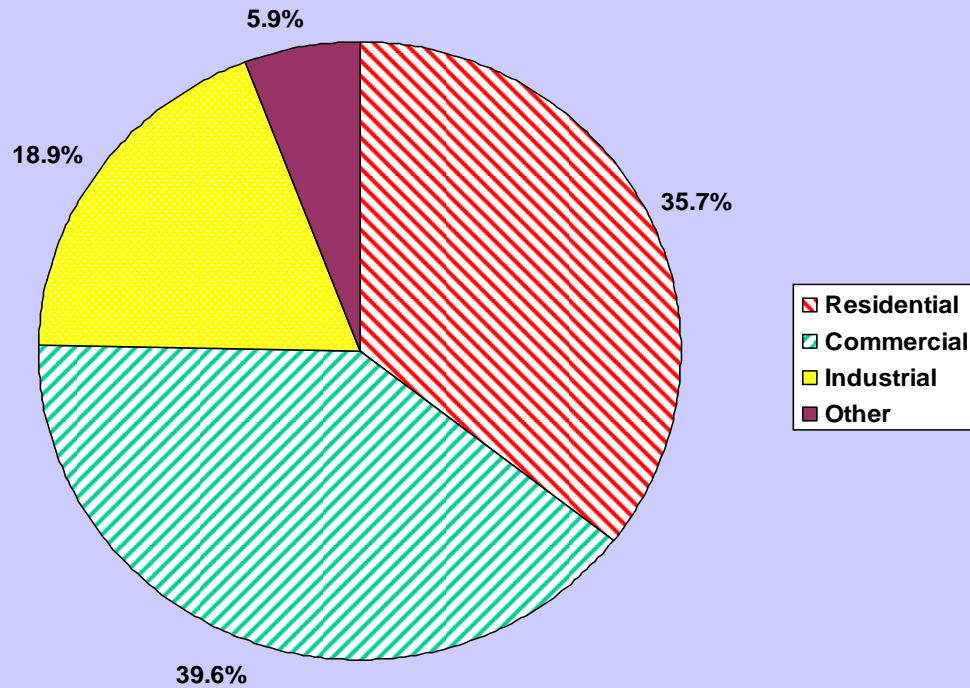
- PG&E provides natural gas and electric service to approximately 14 million people throughout a 70,000-square-mile service area in northern and central California.
- Service area stretches from Eureka in the north to Bakersfield in the south, and from the Pacific Ocean in the west to the Sierra Nevada in the east. Serve 47 of 58 California Counties.
- More than 139,000 circuit miles of electric lines. more than 45,800 miles of natural gas pipelines.
- There are 20,300 employees who carry out PG&E's business of delivering safe and reliable energy.
- There are approximately 4.9 million electric and 3.9 million gas customers.
- Almost 1 out of 4 residential customers qualify for ratepayer funded low-income programs (Low Income Energy Efficiency, and California Alternative Rates for Energy).

2003 Year-End Numbers:

<u>Electric</u>	<u>Customers</u>
Residential	4,286,085
Commercial	493,638
Industrial	1,372
Agricultural	81,378
Streetlight/other	26,650
<u>Gas</u>	<u>Customers</u>
Residential	3,744,011
Commercial/Industrial	210,845
Other Utilities/Misc.	6

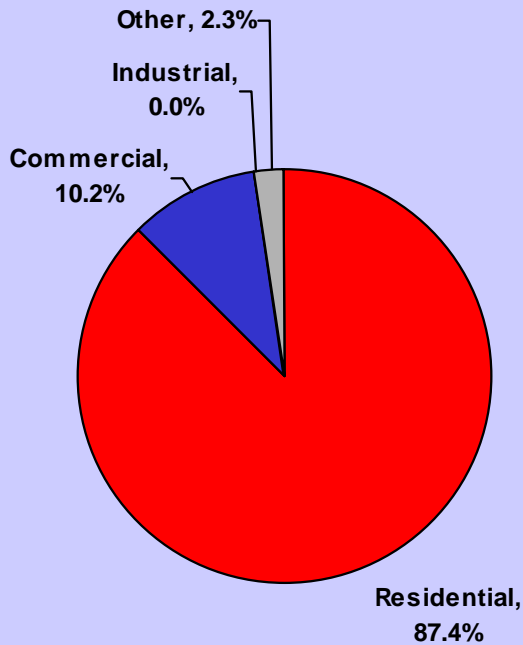
PG&E **Electric** Sales by Sector in 2003

79,061 GWh Sales, \$10.2 Billion Revenue

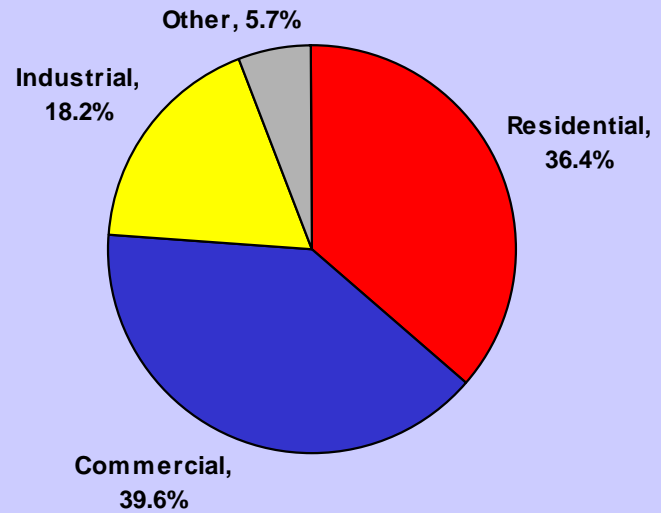


PG&E Electric Sales in 2003

of Customers



GWh Sales



Source: Mat Masters